

2 0 2 0  
COLLECTION

LA QUALITÀ SENSIBILE.





Progettare e costruire oggetti  
di straordinaria bellezza  
e funzionalità da amare ogni  
giorno per tutti gli anni  
a venire.

Designing and manufacturing  
objects of extraordinary beauty  
and functionality that can be  
truly appreciated every day for  
years to come.

# A Family Company.

## **sempre vicini a te**

Proprio come una famiglia accudisce i suoi membri con amore e dedizione, così Colombo Design cura i suoi prodotti, con gli stessi valori e le medesime tradizioni, per fare di ogni ambiente una casa, senza scendere mai a compromessi sull'autenticità. Un manifesto contemporaneo dell'essere creativi, curiosi e sperimentali.

## **handles with care**

Just like a family that handles its members with love and care, Colombo Design cares about its family of products and its production with the same values and traditions to make of any place a home, never accepting any compromise to quality and function, individuality and authenticity. Bonding heritage with creativity, curiosity and innovation.

# Our Mission.

## la qualità sensibile

**Intraprendere** un'impresa nel terzo millennio.

**Infondere** entusiasmo ai collaboratori, convinti che il fattore umano sia condizione essenziale al progresso aziendale.

**Produrre** secondo criteri di eccellenza nelle varie fasi di lavorazione per offrire prodotti garantiti.

**Rinnovare** costantemente impianti e procedure per precedere i rischi dell'obsolescenza. Questi i requisiti di Colombo Design, leader mondiale nella produzione di accessori bagno, presente in 93 paesi nel mondo attraverso una fitta rete di agenti e distributori. Una realtà solida, nata nel 1991, che si estende su una superficie di 100.000 mq, di cui 25.000 mq coperti, a Terno d'Isola in provincia di Bergamo.

## discerning quality

**Creating** a business in the third millenium.

**Motivating** staff by recognising that human resources are essential to the company development.

**Achieving** manufacturing excellence at every stage of production so that products may be guaranteed.

**Continuously updating** machinery and manufacturing procedures in order to maintain quality levels in harmony with our environment. These are core principles of Colombo Design, world leader in the production of bathroom accessories, present in 93 countries worldwide through an extensive network of agents and distributors. A solid reality, founded in 1991, based in Terno d'Isola, in the province of Bergamo, with an area of 100,000 square meters, of which 25,000 sqm are covered.

# Our Network.

*factory*

## **BERGAMO - ITALY**

*distributors*

ARGENTINA  
ARMENIA  
AUSTRALIA  
AUSTRIA  
AZERBAIJAN  
BAHRAIN  
BELARUS  
BELGIUM  
BENIN  
BOSNIA and HERZEGOVINA  
BRAZIL  
BULGARIA  
CANADA  
CHILE  
CHINA  
COLOMBIA  
CROATIA  
CYPRUS  
CZECH REPUBLIC

DENMARK  
ECUADOR  
EGYPT  
ESTONIA  
FINLAND  
FRANCE  
GEORGIA  
GERMANY  
GREECE  
HONG KONG  
HUNGARY  
ICELAND  
INDIA  
INDONESIA  
IRAN  
IRAQ  
IRELAND  
ISRAEL  
IVORY COAST

JAPAN  
JORDAN  
KAZAKHSTAN  
KENYA  
KYRGYZSTAN  
KUWAIT  
LATVIA  
LEBANON  
LIBYA  
LITHUANIA  
MACEDONIA  
MALAYSIA  
MALTA  
MEXICO  
MOLDOVA  
MONACO  
MONTENEGRO  
MOROCCO  
NETHERLANDS

NEW CALEDONIA  
NEW ZEALAND  
NIGERIA  
OMAN  
PAKISTAN  
PANAMA  
PHILIPPINES  
POLAND  
PORTUGAL  
PUERTO RICO  
QATAR  
ROMANIA  
RUSSIA  
SAUDI ARABIA  
SENEGAL  
SERBIA  
SINGAPORE  
SLOVAKIA  
SLOVENIA

SOUTH AFRICA  
SOUTH KOREA  
SPAIN  
SWEDEN  
SWITZERLAND  
SYRIA  
THAILAND  
TUNISIA  
TURKEY  
UAE  
UKRAINE  
UNITED KINGDOM  
USA  
UZBEKISTAN  
VENEZUELA  
VIETNAM  
ZIMBABWE



*Lo sviluppo è sostenibile se soddisfa i bisogni delle generazioni presenti senza compromettere le possibilità per le generazioni future di soddisfare i propri bisogni.*

*(Brundtland Report, United Nations, 1987)*

### **e' tempo di green made**

Green Made significa pensare, progettare e produrre in armonia con l'ambiente.

**Green Made: perché** In una economia globale assume un ruolo sempre più importante la protezione delle risorse disponibili ed in particolare lo studio degli aspetti ambientali legati alle diverse attività produttive. L'aumento dei consumi delle risorse non rinnovabili (i minerali ed i metalli come pure i combustibili fossili), dovuto alla costante crescita della popolazione mondiale, impone standards di produzione che privilegino la conservazione delle risorse disponibili. I nostri processi produttivi sono frutto di una globale attenzione alla tutela dell'ambiente.

La gestione accurata di questi processi ha portato, tra le altre cose, all'ottenimento della certificazione UNI EN ISO 14001 «Sistema di gestione ambientale certificato».

**Green Made: il valore** Ogni singola fase di progettazione e produzione è attentamente analizzata sotto il profilo dell'impatto ambientale ed ogni scelta successiva dettata dal raggiungimento degli obiettivi di eco compatibilità. Così durante la produzione vera e propria, saranno le più avanzate tecnologie appositamente sviluppate ed i più severi controlli, effettuati da personale qualificato, a garantire Green Made by Colombo Design: un prodotto nato con il pensiero costantemente rivolto all'ambiente.

*Sustainable development is development that meets the needs of the present without compromising the ability of future generations to meet their own needs.*

*(Brundtland Report, United Nations, 1987)*

### **it's green made time**

«Green made» means thinking, developing and manufacturing in harmony with our environment.

**Green Made: why** Protecting our resources is more and more important in a global economy, and in particular paying attention to reflections of manufacturing onto the environment. Increase of consumptions of non-renewable resources (minerals, metals and fossil combustibles) due to increase of population, imposes manufacturing standards which privilege conservation of the available resources and raw materials. Our production processes are the result of a total attention to environmental protection. By the accurate management of these processes we obtained the UNI EN ISO 14001 certification «Certified environmental management system».

**Green Made: values** Each design and production step is carefully checked with regards to the environmental impact and each following decision is taken if our eco-compatibility objectives are fully reached. This means that when we manufacture our products, the Green Made concept by Colombo Design will be guaranteed by the advanced technologies and very strict controls carried out by a very highly qualified personnel, generating a product conceived constantly thinking of the environment.

# Our Certifications.



## UNI EN ISO 9001

*Sistema di gestione certificato da ICIM*

Questa certificazione è valida per il seguente campo applicativo: Progettazione e fabbricazione di maniglie, complementi per arredamento e di accessori per l'arredo del bagno in materiali non ferrosi.

*Certified management system by ICIM*

This certification is valid for the following application field: Design and manufacture of handles, furniture co-ordinated accessories and bathroom furniture accessories in non-ferrous materials.



## UNI EN ISO 14001

*Sistema di gestione certificato da ICIM*

Questa certificazione è valida per il seguente campo applicativo: Progettazione e fabbricazione di maniglie e complementi per arredamento in materiale non ferroso, accessori per l'arredo del bagno mediante le fasi di: pressofusione, burattatura, pulitura, galvanica, verniciatura, assemblaggio, confezionamento ed immagazzinamento.

*Certified management system by ICIM*

This certification is valid for the following application field: Design and manufacture of non-ferrous handles and coordinated furniture accessories, bathroom furniture accessories by: die-casting, tumble finishing, polishing, electroplating, varnishing, assembling, packing and storing.



# Our Warranties.



## trattamento di protezione garantito 30 anni

Trattamento con la garanzia di “30 anni” sulle finiture **Zirconium Gold** e **Zirconium Stainless-Steel**. I prodotti trattati con il processo PVD garantiscono prestazioni di lunga durata. L'utilizzo di questi prodotti è particolarmente indicato in ambienti corrosivi, come aree marine ricche di salsedine o in zone soggette a piogge acide. L'utilizzo in pieno sole e le escursioni di temperatura non pregiudicano l'estetica del prodotto con viraggi di tonalità del colore. La durezza del rivestimento e il basso coefficiente di attrito superficiale garantiscono un'ottima resistenza ai graffi dovuti, per esempio, all'utilizzo di anelli. Eventuali ammaccature provocate da urti o colpi possono intaccare l'integrità e provocare il decadimento delle prestazioni del rivestimento.



## trattamento di protezione garantito 10 anni

La lunga esperienza maturata nel settore dei trattamenti galvanici, unita alla scelta di prestare particolare attenzione alla qualità nei processi produttivi, consentono a Colombo Design di garantire le finiture dei suoi prodotti oltre la normale copertura prevista dalla legge. E' quindi con particolare orgoglio che offriamo ai nostri utenti la garanzia di “10 anni” sulle finiture **Cromo**. Per un utilizzo ottimale del prodotto, ed ottemperare alle regole della garanzia: evitare l'impiego di sostanze solventi, abrasivi, alcool; rimuovere le eventuali tracce di sporco e polvere solo con un panno inumidito in acqua tiepida.

## treatment protection guaranteed 30 years

Treatment with warranty of “30 years” on **Zirconium Gold** and **Zirconium Stainless-Steel** finishings. All PVD-treated products with High Protection System finishing guarantee better performance than any other type of coating, either galvanic or lacquer. The use of these products is strongly recommended in such places as high-salinity marine areas or areas subject to acid rains. The use in bright sunshine and temperature ranges does not cause color changes. The hardness of the coating and the low rate of surface friction ensure a very good resistance to scratches due to the use of rings (for example). Any dents due by hits or impact can spoil the surface and affect the coating performance.

## treatment protection guaranteed 10 years

The long experience in the field of galvanic treatments, combined with the choice to pay special attention to the quality in production processes, enable Colombo Design to ensure the finishings of its products beyond the normal warranty provided by law. It is therefore with great pleasure, we offer to our end-users the warranty of “10 years” on **Chrome** finish. This commitment of product durability is our strong and alternative response to consumerism «disposable». For maximum performance, kindly comply with the rules of warranty: do not use solvents, abrasives or alcohol; remove any traces of dirt and dust only with a cloth damped in water.

# Our Thinking Design.

## *la nostra concezione di design oggi è pensiero.*

Saper intuire le necessità del consumatore, nelle varie sfumature derivate dalle culture, dalle età e rispondervi con coscienza etica, sapienza tecnica, armonia estetica.

Trovare soluzioni e risolvere problemi.

Questo è il contesto della nostra idea di design.

## *to think is our idea of design.*

To understand the consumer's needs, with all the differences between cultures, generations, and to propose ethic in production, technical expertise, and esthetic harmony.

To find solutions and to solve issues.

To think is our idea of design.

# Our Collections.

## le collezioni the collections



- |    |                |     |               |
|----|----------------|-----|---------------|
| 13 | <b>alizé</b>   | 69  | <b>luna</b>   |
| 21 | <b>forever</b> | 77  | <b>melò</b>   |
| 29 | <b>khala</b>   | 85  | <b>nordic</b> |
| 37 | <b>land</b>    | 93  | <b>over</b>   |
| 45 | <b>link</b>    | 101 | <b>plus</b>   |
| 53 | <b>look</b>    | 111 | <b>road</b>   |
| 61 | <b>lulù</b>    | 119 | <b>time</b>   |

## Classic Line



- |     |                  |
|-----|------------------|
| 129 | <b>hermitage</b> |
| 137 | <b>portofino</b> |

## basic



- |     |               |
|-----|---------------|
| 147 | <b>basic</b>  |
| 155 | <b>basicQ</b> |

## piantane e colonne free standing and wall columns



- |     |                          |
|-----|--------------------------|
| 165 | <b>isole<sup>2</sup></b> |
| 175 | <b>planets</b>           |
| 185 | <b>square</b>            |
| 193 | <b>units</b>             |

## coordinati d'arredo design complements



- |     |   |
|-----|---|
| 203 | <b>appenditutto</b> / coat hangers          |
| 209 | <b>oggettistica</b> / free standing objects |
| 217 | <b>cool</b>                                 |
| 223 | <b>complementi</b> / complements            |

## coordinati doccia shower complements




- |     |  |
|-----|--|
| 231 | <b>angolari</b> / shower baskets                         |
| 239 | <b>cavalletti &amp; sedili</b> / universal racks & seats |

## specchi mirrors



- |     |  |
|-----|--|
| 247 | <b>specchi ingranditori</b> / magnifying mirrors |
| 253 | <b>fashion mirrors</b>                           |

## contract comunità contract community



- |     |                 |
|-----|-----------------|
| 261 | <b>contract</b> |
|-----|-----------------|




2019 EDITION

# Le Collezioni

The Collections

MADE IN ITALY



# ALIZÉ

**Un approccio alla materia proprio come l'avrebbe avuto l'aliseo, plasmando e avvolgendo ogni contrasto e accarezzando ogni dettaglio degli accessori; ne risultano delle figure dai profili morbidi e dai toni briosi, che ben si adattano a completare le nuove sale da bagno ed a rinnovare quelle passate.**

Approaching like the sail winds shaping and stroking all minute contrasts in accessories, the result is figures alive with soft melodies and profiles that are well suited to complement the new bathrooms and to renew the old ones.



“La prima regola, e forse l’unica, del buono stile è che si abbia qualcosa da dire: con questa regola si va lontano.”

“The first rule, then, for a good style is that the author should have something to say; nay, this is in itself almost all that is necessary.”

*Arthur Schopenhauer*







*B2501DX - B2502DX*



*AR37*




*B2540 - B9331 - B2541*



*B2508*

B2511  
B2510  
B2509



B2507SX  
B2506



B2531

# ALIZÉ

Angeletti Ruzza Design



**B2501DX - B2501SX**

Porta sapone  
Soap dish holder



**B2502DX - B2502SX**

Porta bicchiere  
Glass holder



**B9330DX - B9330SX**

Spandisapone (L 0,50)  
Soap dispenser



**B2540**

Porta sapone  
d'appoggio  
Standing soap dish holder



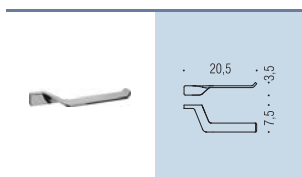
**B2541**

Porta bicchiere  
d'appoggio  
Standing glass holder



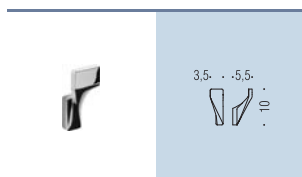
**B9331**

Spandisapone (L 0,50)  
d'appoggio  
Standing soap dispenser



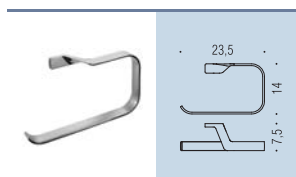
**B2508**

Porta rotolo  
Paper holder



**AR37**

Appenditutto  
Hook



**B2531**

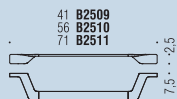
Porta salvietta ad anello  
Ring towel holder



Materiale: Ottone / Cromall®  
Material: Brass / Cromall®

Finiture:  Cromo  
Finishes:  Chrome

Complementi:  Vetro acidato naturale  
Complements:  Natural acid glass



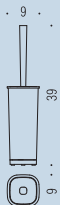
**B2509 - B2510 - B2511**

Porta salvietta  
Towel holder



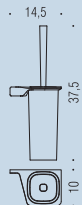
**B2512**

Porta salvietta doppio a snodo  
Double bar towel holder



**B2506**

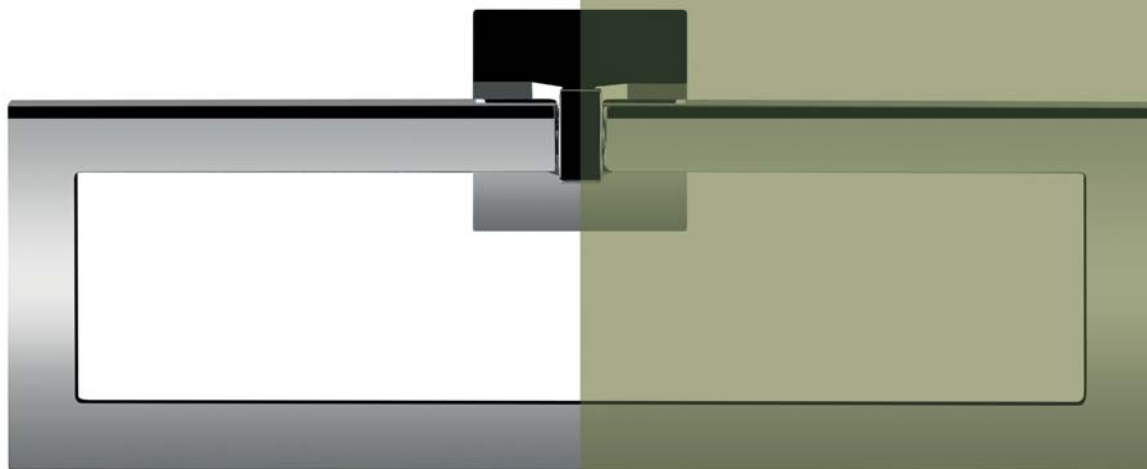
Porta scopino d'appoggio  
Standing brush holder



**B2507DX - B2507SX**

Porta scopino  
Hanging brush holder





# FOREVER

Fascino essenziale e moderno, questa è la collezione Forever di Colombo Design. Una ricca proposta in finitura cromata, accessori che diventano decorazione delle stanze da bagno improntate al benessere, al relax e all'intimità. Arredare il bagno con la linea di accessori Forever costituisce una scelta nel contempo di stile e funzionale. Il motivo? Il fissaggio ottenuto con uno speciale nastro biadesivo, valore aggiunto della serie.

Essential and modern charm, this is the Forever collection by Colombo Design. A wide-ranging proposal in chrome finish, for accessories that become decoration of bathrooms for wellbeing, relaxation and intimacy. To beautify your bathroom with Forever accessories is a choice both functional and stylish. The reason? The fixing system obtained with a special bi-adhesive tape, added value of this series.







“Dobbiamo usare saggiamente il tempo e capire sempre che i tempi sono maturi per fare la cosa giusta.”

“We must use time wisely and forever realize that the time is always ripe to do right.”

*Nelson Mandela*




B2901



B2902-B9333




B2941 - B9334 - B2940



B2908


B2909  
B2910  
B2911



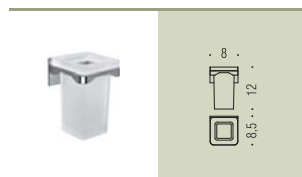
B2907  
B2906



B2931



**B2901**  
 Porta sapone  
 Soap dish holder



**B2902**  
 Porta bicchiere  
 Glass holder




**B9333**  
 Spandisapone (L 0,22)  
 Soap dispenser



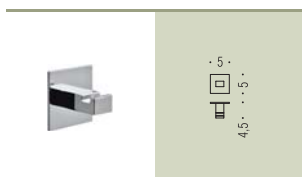
**B2940**  
 Porta sapone  
 d'appoggio  
 Standing soap dish holder



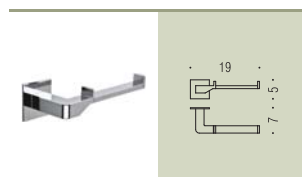
**B2941**  
 Porta bicchiere  
 d'appoggio  
 Standing glass holder



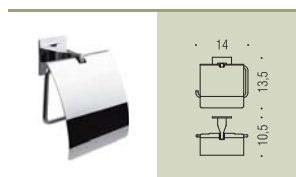
**B9334**  
 Spandisapone (L 0,22)  
 d'appoggio  
 Standing soap dispenser



**LC67**  
 Appenditutto  
 Hook




**B2908**  
 Porta rotolo  
 Paper holder



**B2991**  
 Porta rotolo coperto  
 Paper holder with cover



 Direzione destra o sinistra modificabile dal cliente  
 End user may modify left or right direction

Materiale: Ottone / Cromall®  
Material: Brass / Cromall®

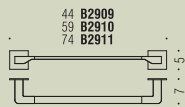
Finiture:  Cromo  
Finishes:  Chrome

Complementi:  Vetro acidato naturale  
Complements:  Natural acid glass



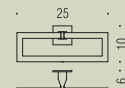
La collezione Forever è stata appositamente progettata per un fissaggio a muro e vetro ottenuto con uno speciale nastro biadesivo in schiuma acrilica ad alte prestazioni (3M™ VHB™). Le caratteristiche tecniche di questa serie, unite ad un sistema di montaggio semplice e rapido, consentono un utilizzo dell'accessorio in condizioni difficili senza mai pregiudicare la tenuta e l'estetica. Le strisce biadesive sono già premontate sul pezzo e, per la preparazione della superficie del muro, all'interno della confezione sono presenti un kit di pulizia ed uno stick con il primer/attivatore. **Attenzione:** si sconsiglia l'applicazione dei pezzi su superfici particolarmente ruvide o poco compatte, così come su intonaci, resine e muri grezzi.

The Forever collection has been specially designed for a wall and glass fixing with a special high performance double sided acrylic foam tape (3M™ VHB™). The technical characteristics of this collection, combined with a quick and easy mounting system, allow an use of the appliance even in difficult conditions without ever affecting the aesthetics or the durability of use. Adhesive strips are already preassembled on the piece and, for the preparation of the wall surface, inside the box there is a cleaning kit and a stick with the activator/primer. **Attention:** we do not recommend the application of the pieces on surfaces particularly rough, resin as well as on painted walls.



#### B2909 - B2910 - B2911

Porta salvietta  
Towel holder



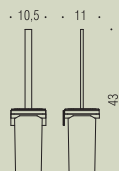
#### B2931

Porta salvietta ad anello  
Ring towel holder



#### B2906

Porta scopino d'appoggio  
Standing brush holder



#### B2907

Porta scopino  
Hanging brush holder





# KHALA

Makio Hasuike ha voluto interpretare l'ottone, materiale predominante negli accessori della serie, alleggerendone gli spessori ed il volume, per giungere all'essenzialità del segno. Design di sintesi, quindi sinonimo di contenuti semplici ma capaci di evocare emozioni. Ogni accessorio della serie Khala è un pezzo fuso unico e gli sbalzi asimmetrici nei supporti degli accessori creano leggerezza e fluidità. Una collezione di oggetti di arredamento di grande personalità e forte valenza semantica.

By reducing the proportions and mass of the accessories, Makio Hasuike has redefined the use of brass, the core material of this "essential" collection. Simple and abstract designs, but with a strength of character that evokes an emotional response. Each accessory of the Khala range is cast as one piece, in an asymmetrical style which gives delicate and flowing lines. A collection of bathroom furnishings with a strong and distinctive personality.

Quando si tratta di dare forma ad un oggetto, ci si confronta con il tema della responsabilità.

When it comes to giving shape to an object, you are confronted with the issue of responsibility.









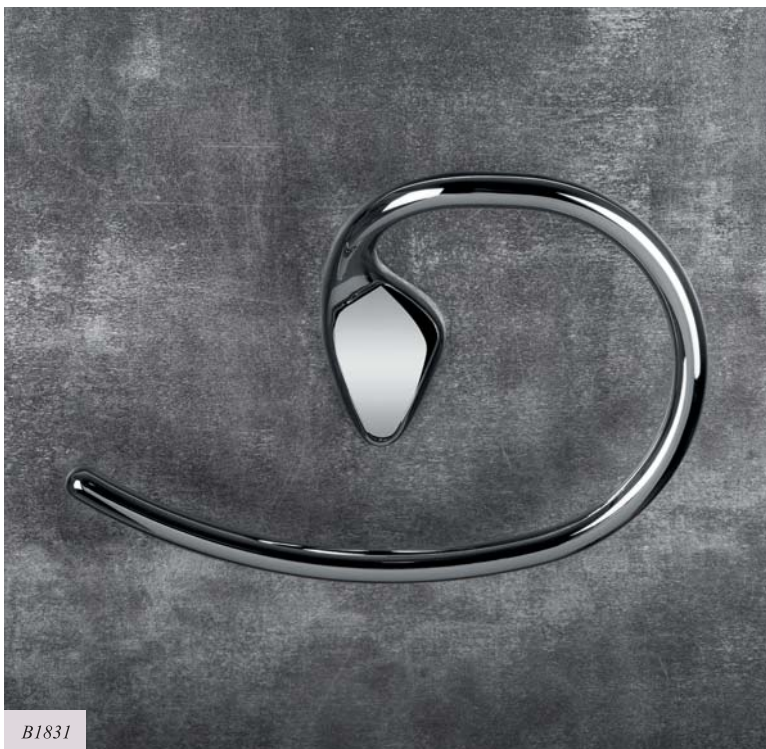
B1801




B1802



MH17




B1831



B1808

B1809  
B1810  
B1811



B1841 - B9304 - B1840



B1807



# KHALA

Design: Makio Hasuike



**B1801**  
Porta sapone  
Soap dish holder



**B1802**  
Porta bicchiere  
Glass holder



**B9303**  
Spandisapone (L 0,35)  
Soap dispenser



**B1840**  
Porta sapone  
d'appoggio  
Standing soap dish holder



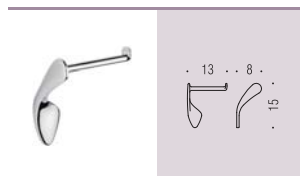
**B1841**  
Porta bicchiere  
d'appoggio  
Standing glass holder



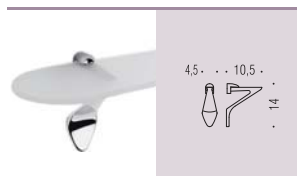
**B9304**  
Spandisapone (L 0,35)  
d'appoggio  
Standing soap dispenser



**MH17**  
Appenditutto  
Hook



**B1808**  
Porta rotolo  
Paper holder



**B18PZ**  
Reggimensola regolabile 4-10 mm  
Adjustable shelf holder (4-10 mm)



Materiale: Ottone / Cromall®  
Material: Brass / Cromall®

Finiture:  Cromo  
Finishes:  Chrome


Complementi:  Vetro acidato naturale  
Complements:  Natural acid glass




**B1816**  
Mensola  
Shelf



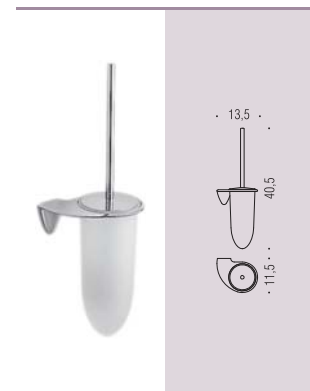
**B1809 - B1810 - B1811**  
Porta salvietta  
Towel holder



**B1831**  
Porta salvietta ad anello  
Ring towel holder




**B1813**  
Porta salvietta doppio a snodo  
Double bar towel holder



**B1807**  
Porta scopino  
Hanging brush holder





# LAND

**Un gruppo di progettisti giovani, competenti e geniali, ha ideato una collezione di complementi per l'arredo del bagno denominata "LAND", le cui linee curve si dispiegano armoniosamente e rimandano a forme primarie che suscitano emozioni.**

A group of young, skilled and ingenious designers, have conceived a collection of accessories called "LAND", whose curves unfold harmoniously reminding us of primitive shapes that stir up emotions.







“I dettagli non sono dettagli. Sono l'essenza del progetto.”

“The details are not the details. They make the design.”

*Charles Eames*



B2809  
B2810  
B2811



B2813



B2831



B2807  
B2806





**B2801**  
**Porta sapone**  
 Soap dish holder



**B2802**  
**Porta bicchiere**  
 Glass holder



**B9318**  
**Spandisapone (L 0,23)**  
 Soap dispenser



**B2842**  
**Porta sapone d'appoggio**  
 Standing soap dish holder



**B2840**  
**Porta sapone d'appoggio**  
 Standing soap dish holder



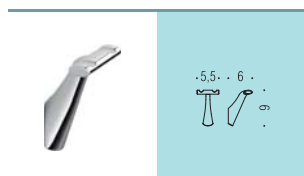
**B2841**  
**Porta bicchiere d'appoggio**  
 Standing glass holder



**B9319**  
**Spandisapone (L 0,23)**  
 Standing soap dispenser



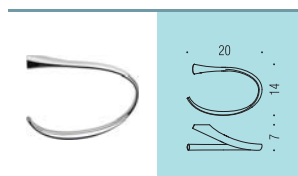
**B2843**  
**Porta oggetti da bagno**  
 Bathroom basket



**CD67**  
**Appenditutto**  
 Hook



**CD77**  
**Appenditutto**  
 Hook



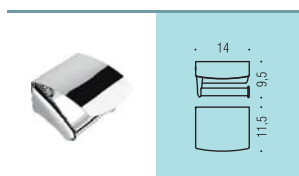
**B2831**  
**Porta salvietta ad anello**  
 Ring towel holder



**B28PZ**  
**Reggimensola regolabile 6-8mm**  
 Adjustable shelf holder (6-8 mm)



**B2808**  
**Porta rotolo**  
 Paper holder



**B2891**  
**Porta rotolo coperto**  
 Paper holder with cover



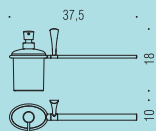
**B2816**  
**Mensola**  
 Shelf



Materiale: Ottone / Cromall®  
Material: Brass / Cromall®

Finiture:  Cromo  
Finishes:  Chrome


Complementi:  Vetro acidato naturale  
Complements:  Natural acid glass



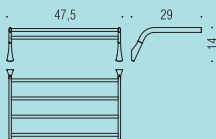
**B2874DX - B2874SX**  
Spandisapone (L 0,23) e porta salvietta per bidet  
Soap dispenser and towel holder for bidet



**B2809 - B2810 - B2811**  
Porta salvietta  
Towel holder



**B2813**  
Porta salvietta doppio a snodo  
Double bar towel holder




**B2887**  
Rack porta salvietta  
Rack towel holder



**B2806**  
Porta scopino d'appoggio  
Standing brush holder




**B2807**  
Porta scopino  
Hanging brush holder



**B2888**  
Porta salvietta doppio  
Double towel holder





L I N K

**Sottrarre, valorizzare la funzione, sottolineare il concetto: semplicità sinonimo di leggerezza. Link di Angeletti e Ruzza è una collezione di oggetti che non vincola l'arredamento del bagno, liberandolo da soluzioni scontate. Link è espressione fondamentale di design ricondotto a segni minimi che esaltino il contesto per recuperare uno stile rigoroso finalizzato a rinnovarsi nel segno dell'eccellenza.**

The attempt to get to the heart of concept of simplicity reveals its importance on functional values. Collection Link, by Angeletti e Ruzza expresses a multiple identity for any living solution. The early sign gains its potential in appealing contexts and expectations of bath areas, increasing a perfect style under discerning excellence.



Due oggi sono i requisiti richiesti agli oggetti: emozione e tecnologia.

There are two requested requirements for the objects, emotion and technology.





B9311  
B2441  
B2440



B2402SX - B2401SX



B2431



B2412



B2413

B2409  
B2410  
B2411



B9310DX



AR27



B2408



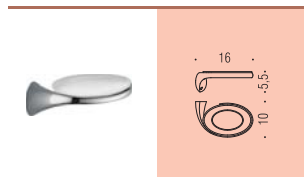
B2491



B2406  
B2407SX

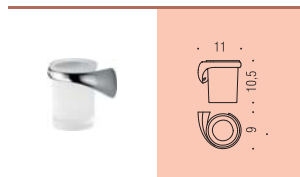
# LINK

Angeletti Ruzza Design



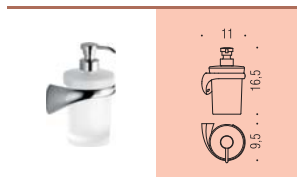
**B2401DX - B2401SX**

Porta sapone  
Soap dish holder



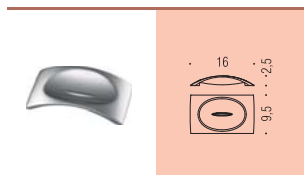
**B2402DX - B2402SX**

Porta bicchiere  
Glass holder



**B9310DX - B9310SX**

Spandisapone (L 0,32)  
Soap dispenser



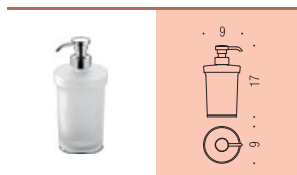
**B2440**

Porta sapone  
d'appoggio  
Standing soap dish holder



**B2441**

Porta bicchiere  
d'appoggio  
Standing glass holder



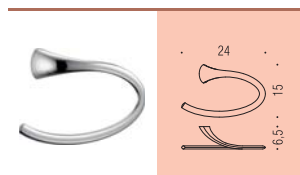
**B9311**

Spandisapone (L 0,32)  
d'appoggio  
Standing soap dispenser



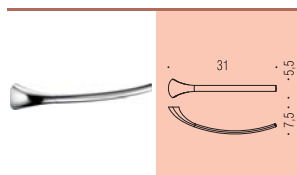
**AR27**

Appenditutto  
Hook



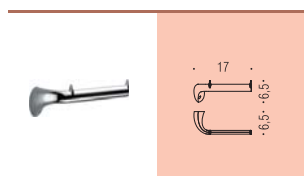
**B2431**

Porta salvietta ad anello  
Ring towel holder



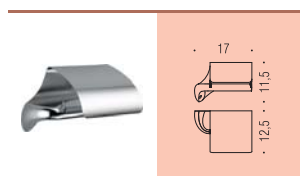
**B2412**

Porta salvietta fisso  
Towel holder




**B2408**

Porta rotolo  
Paper holder



**B2491**

Porta rotolo coperto  
Paper holder with cover



**B24PZDX - B24PZSX**

Reggimensola regolabile 6-8mm  
Adjustable shelf holder (6-8 mm)

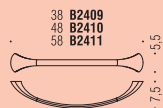
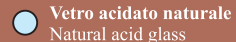


Materiale: Ottone / Cromall®  
Material: Brass / Cromall®

Finiture:  
Finishes:

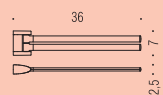


Complementi:  
Complements:



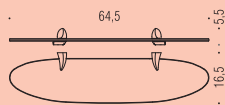
**B2409 - B2410 - B2411**

Porta salvietta  
Towel holder



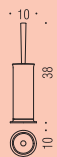
**B2413**

Porta salvietta doppio a snodo  
Double bar towel holder



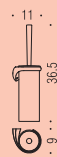
**B2416**

Mensola  
Shelf



**B2406**

Porta scopino d'appoggio  
Standing brush holder



**B2407DX - B2407SX**

Porta scopino  
Hanging brush holder





L O O K

Design di attenta ricerca delle proporzioni per esprimere essenzialità e raffinata eleganza. Look, collezione disegnata da Luca Colombo, accentua il connubio di linee pure, divenendo complemento d'arredo minimale di grande personalità.

Designed with a careful attention to proportion while expressing essentiality and fine elegance, Look, by Luca Colombo, stresses the symbiosis of pure lines, to become part of our minimal living furnishings with strong personality.







B1601 - B1602 - B9316



B1640 - B9317 - B1641




B1631



B1612



LC37



B1609  
B1610  
B1611



B1608



B1607  
B1606

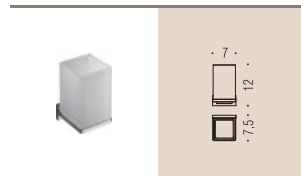


# LOOK

Design: Luca Colombo



**B1601**  
Porta sapone  
Soap dish holder



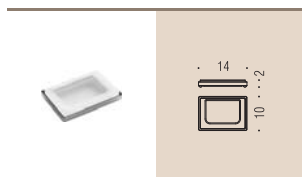
**B1602**  
Porta bicchiere  
Glass holder




**B9316**  
Spandisapone (L 0,31)  
Soap dispenser



**LC27**  
Appenditutto  
Hook




**B1640**  
Porta sapone  
d'appoggio  
Standing soap dish holder



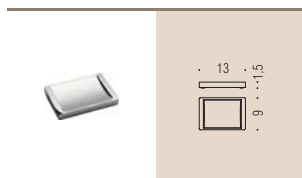
**B1641**  
Porta bicchiere  
d'appoggio  
Standing glass holder



**B9317**  
Spandisapone (L 0,31)  
d'appoggio  
Standing soap dispenser



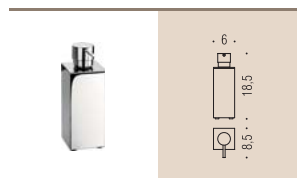
**LC37**  
Appenditutto  
Hook



**B1642**  
Porta sapone d'appoggio  
in ottone cromato  
standing soap dish holder



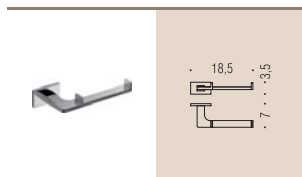
**B1643**  
Porta bicchiere d'appoggio  
in ottone cromato  
standing glass holder



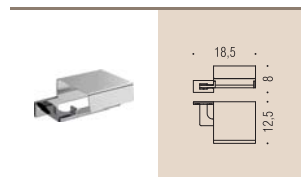
**B9320**  
Spandisapone (L 0,15) d'appoggio  
in ottone cromato  
standing soap dispenser



**B16PZ**  
Reggimensola  
Shelf holder



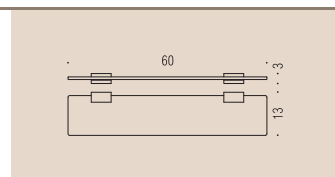
**B1608**  
Porta rotolo  
Paper holder



**B1691**  
Porta rotolo coperto  
Paper holder with cover



**B1616**  
Mensola  
Shelf



Materiale: Ottone / Cromall®  
Material: Brass / Cromall®

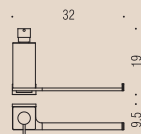
Finiture:  Cromo  
Finishes:  Chrome

Bianco opaco  
Matt white


Nero opaco  
Matt black

Complementi:  Vetro acidato naturale  
Natural acid glass

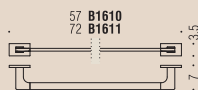
ABS  
ABS




**B1674**  
Spandisapone (L 0,31) e porta salvietta per bidet  
Soap dispenser and towel holder for bidet



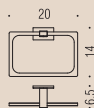
**B1609**  
Porta salvietta  
Towel holder



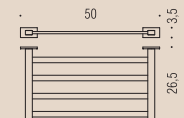
**B1610 - B1611**  
Porta salvietta  
Towel holder



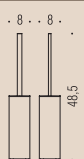
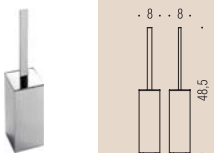
**B1612**  
Porta salvietta doppio a snodo  
Double bar towel holder



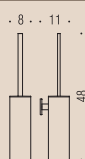
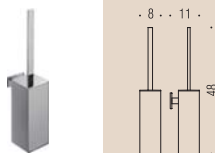
**B1631**  
Porta salvietta ad anello  
Ring towel holder



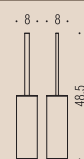
**B1687**  
Rack porta salvietta  
Rack towel holder



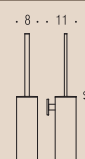
**B1606**  
Porta scopino d'appoggio  
Standing brush holder



**B1607**  
Porta scopino  
Hanging brush holder



**B1626**  
Porta scopino d'appoggio in ABS  
ABS standing brush holder



**B1627**  
Porta scopino in ABS  
ABS hanging brush holder





LULÙ

L'eleganza senza eccessi è bellezza assoluta. La ricerca della semplicità nei particolari, la proporzione e l'equilibrio dei valori sono il comune denominatore degli oggetti della collezione Lulù di Luca Colombo.

Simple elegance means true beauty. Luca Colombo designed Lulù, a collection made of simplicity, proportion and balance common feature to all its components.



Il segno dà carattere alla forma. Semplice, per durare nel tempo.

The sign gives character to the form. Simply, to last over time.







B6201



B6202



B9321



B6274



B6240 - B9322 - B6241



LC47



LC57

B6209  
B6210  
B6211



B6231



B6208



B6207  
B6206





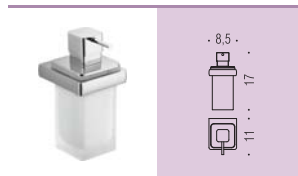
Design: Luca Colombo



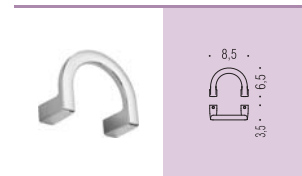
**B6201**  
Porta sapone  
Soap dish holder



**B6202**  
Porta bicchiere  
Glass holder



**B9321**  
Spandisapone (L 0,28)  
Soap dispenser



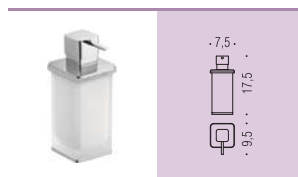
**LC47**  
Appenditutto  
Hook



**B6240**  
Porta sapone  
d'appoggio  
Standing soap dish holder




**B6241**  
Porta bicchiere  
d'appoggio  
Standing glass holder




**B9322**  
Spandisapone (L 0,28)  
d'appoggio  
Standing soap dispenser



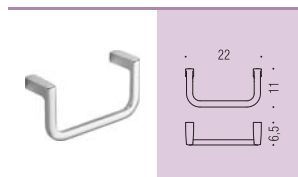
**LC57**  
Appenditutto  
Hook



**B6208**  
Porta rotolo  
Paper holder



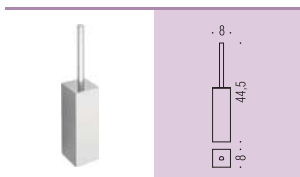
**B6291**  
Porta rotolo coperto  
Paper holder with cover



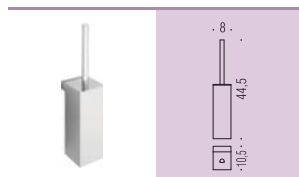
**B6231**  
Porta salvietta ad anello  
Ring towel holder



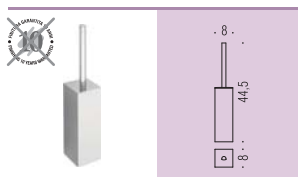
**B62PZ**  
Reggimensola  
Shelf holder



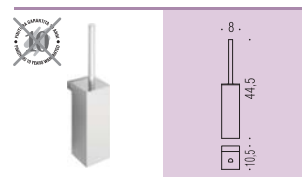
**B6206**  
Porta scopino d'appoggio  
Standing brush holder



**B6207**  
Porta scopino  
Hanging brush holder



**B6226**  
Porta scopino d'appoggio in ABS  
ABS standing brush holder



**B6227**  
Porta scopino in ABS  
ABS hanging brush holder



Materiale: Ottone / Cromall®  
Material: Brass / Cromall®

Finiture:  
Finishes:

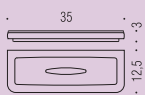
HPS Gold  
HPS gold plated

Cromo  
Chrome

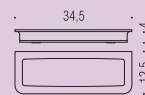
Complementi:  
Complements:

Vetro acidato naturale  
Natural acid glass

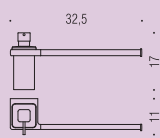
ABS  
ABS



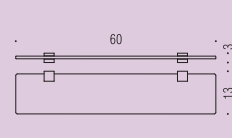
**B6203**  
Porta spugna  
Sponge dish



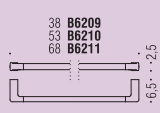
**B6242**  
Porta spugna d'appoggio  
Standing sponge dish



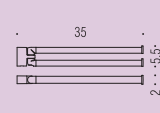
**B6274**  
Spandisapone (L 0,28) e porta salvietta per bidet  
Soap dispenser and towel holder for bidet



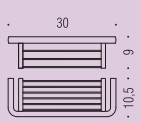
**B6216**  
Mensola  
Shelf



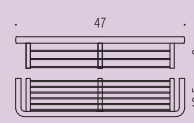
**B6209 - B6210 - B6211**  
Porta salvietta  
Towel holder



**B6212**  
Porta salvietta doppio a snodo  
Double bar towel holder




**B6232**  
Porta oggetti da doccia e vasca  
Basket for shower and bath



**B6233**  
Porta oggetti da doccia e vasca  
Basket for shower and bath





# LUNA

Luna è una collezione di accessori di design equilibrata, destinata a rimanere sempre attuale.

Luna is a collection of accessories with a linear, classic design that will never go out of style.







L'arte ha il senso della scoperta infinita del bello in ogni istante quotidiano.

Art has a sense of infinite discovery of beauty in every moment.

B0101



B0102 - B9309



B0111



CB17



CB37



B0130



B0131  
B0109  
B0110



B0112



B0107



B0506  
B0106



B0108



# LUNA

Design: Carlo Bartoli



**B0101**  
Porta sapone  
Soap dish holder



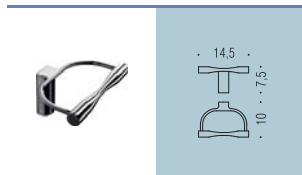
**B0102**  
Porta bicchiere  
Glass holder



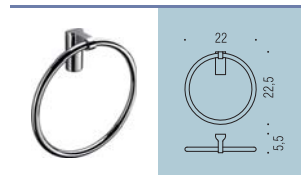
**B9309**  
Spandisapone (L 0,32)  
Soap dispenser



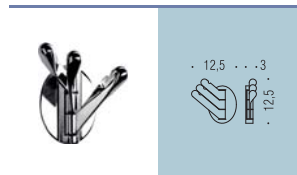
**B01PZ**  
Reggimensola regolabile 6-12 mm  
Adjustable shelf holder (6-12 mm)




**B0108**  
Porta rotolo  
Paper holder



**B0111**  
Porta salvietta ad anello  
Ring towel holder



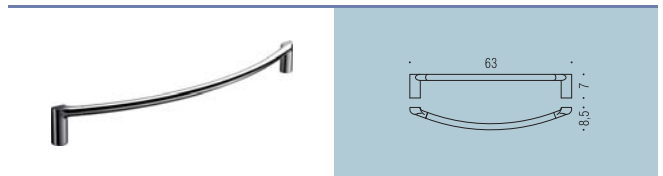
**CB17 - TRIO**  
Appenditutto  
Hook



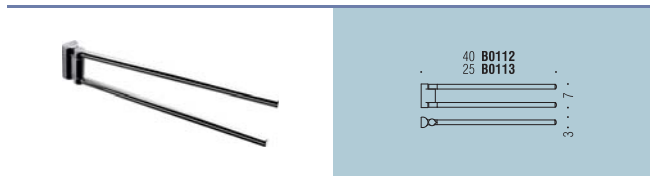
**CB37 - CLUB**  
Appenditutto  
Hook




**B0131 - B0109**  
Porta salvietta  
Towel holder



**B0110**  
Porta salvietta  
Towel holder



**B0112 - B0113**  
Porta salvietta doppio a snodo  
Double bar towel holder



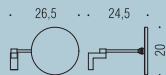
**B0130**  
Mensola  
Shelf



Materiale: Ottone / Cromall®  
Material: Brass / Cromall®

Finiture:  Cromo  
Finishes:  Chrome

Complementi:  Vetro acidato naturale  
Complements:  Natural acid glass  Vetro trasparente  
Clear glass



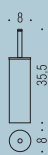
**B0125**

Specchio ingranditore a muro (3x)  
Wall magnifying mirror (3 times)



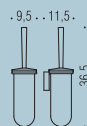
**B0106**

Porta scopino d'appoggio  
Standing brush holder



**B0506**

Porta scopino d'appoggio  
Standing brush holder



**B0107**

Porta scopino  
Hanging brush holder





# MELÒ

Lontano dalle facili tentazioni delle mode passeggere e desiderando esprimere sensibilità ed equilibrio in oggetti di uso quotidiano, Ambrogio Rossari ha disegnato Melò, collezione di accessori “senza tempo”, il cui rigore formale li assimila con facilità agli altri elementi dell’ambiente bagno.

Uninfluenced by the passing trends of fashion, and with a strong wish to express sensitivity and balance in objects of daily use, Ambrogio Rossari has designed Melò, a collection of timeless accessories with such a stark simplicity that they combine with other items of bathroom furniture to perfection.




“C'è anche una concezione poetica del design, un percorso di luoghi e di memorie.”

“There is also a poetic view in design, a journey of places and memories.”

*Salvatore Pica*







B1209 + B1200  
B1210 + B1200



B1208 + B1200



B1211



B0506  
B1207



# M E L Ò

Design: Ambrogio Rossari



**B1201**  
Porta sapone  
Soap dish holder



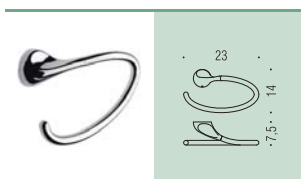
**B1202**  
Porta bicchiere  
Glass holder



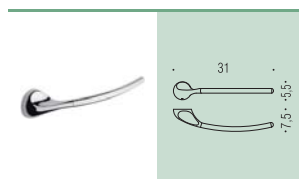
**B9306**  
Spandisapone (L 0,38)  
Soap dispenser




**B9305**  
Spandisapone d'appoggio (L 0,38)  
Soap dispenser



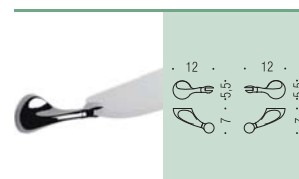
**B1231**  
Porta salvietta ad anello  
Ring towel holder



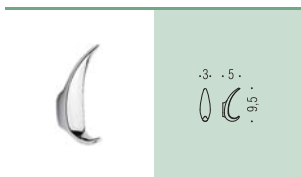
**B1211**  
Porta salvietta fisso  
Towel holder



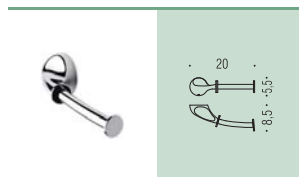
**B1200**  
Ghiera  
Ring



**B12PZDX - B12PZSX**  
Reggimensola  
Shelf holder



**RA17**  
Appenditutto  
Hook



**B1208**  
Porta rotolo  
Paper holder



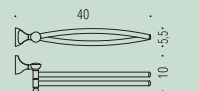
Materiale: Ottone / Cromall®  
Material: Brass / Cromall®

Finiture:  Cromo  
Finishes:  Oro  
Gold plated

Complementi:  Vetro acidato naturale  
Complements:  Natural acid glass



**B1209 - B1210**  
Porta salvietta  
Towel holder



**B1212**  
Porta salvietta doppio a snodo  
Double bar towel holder



**B1216**  
Mensola  
Shelf

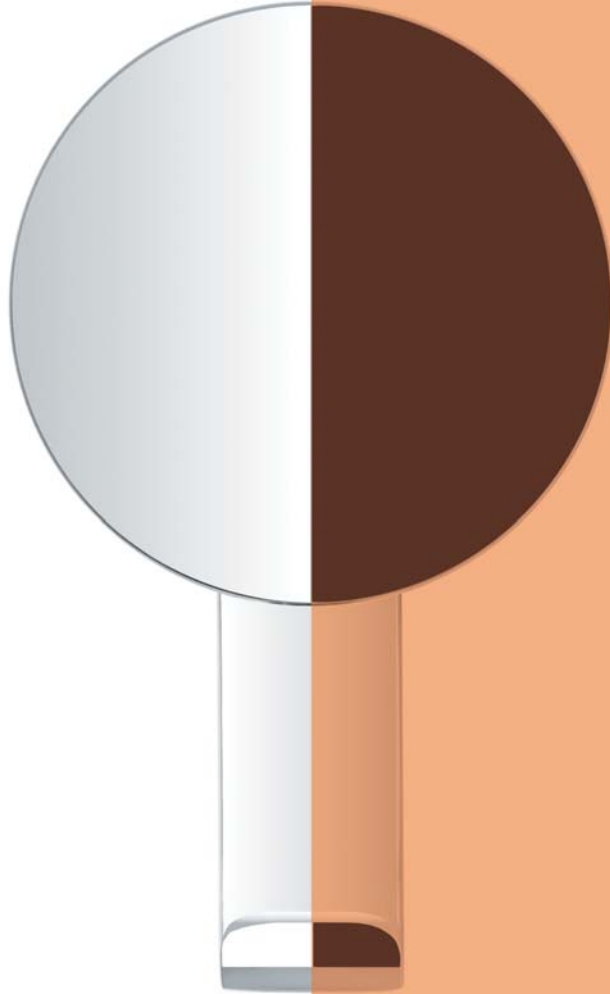


**B0506**  
Porta scopino d'appoggio  
Standing brush holder



**B1207**  
Porta scopino  
Hanging brush holder





# NORDIC

Una collezione dove ogni elemento torna a rispondere all'esigenza funzionale per il quale viene scelto. Oggetti per il vivere contemporaneo dove l'estetica è sempre stile non urlato, e l'esperienza dell'Azienda si fonde con la forma per vivere il prodotto negli anni futuri.

A collection where each element is the answer to the functional need for which it has been chosen. Objects for the contemporary living where aesthetic is an uncried style and where the company's experience merge with form into a timeless product.






“L'ovvio è quel che non si vede mai, finchè qualcuno non lo esprime con la massima semplicità.”

“The obvious is that it is never realized until someone expresses it with ease.”

*Kahlil Gibran*





B5211  
B5210  
B5209



B5208



B5212



B5231 + B523M

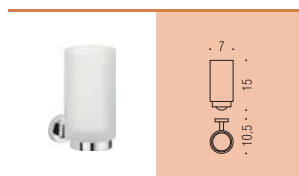


B5207  
B5206

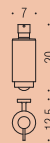




**B5201**  
Porta sapone  
Soap dish holder



**B5202**  
Porta bicchiere  
Glass holder



**B9323**  
Spandisapone (L 0,25)  
Soap dispenser



**B523M**  
Ghiera con biadesivo  
Ring with adhesive



**i** Optional  
Optional



**B5240**  
Porta sapone  
d'appoggio  
Standing soap dish holder



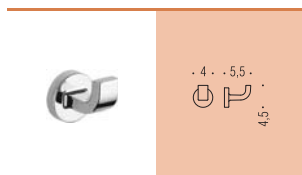
**B5241**  
Porta bicchiere  
d'appoggio  
Standing glass holder



**B5241**  
Porta bicchiere  
d'appoggio  
Standing glass holder



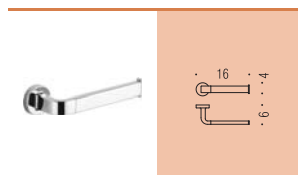
**B9324**  
Spandisapone (L 0,25)  
d'appoggio  
Standing soap dispenser



**EB17**  
Appenditutto  
Hook



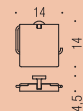
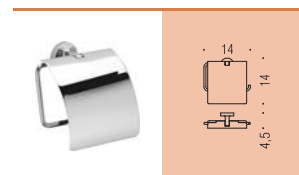
**EB27**  
Appenditutto  
Hook



**B5208**  
Porta rotolo  
Paper holder



**i** Reversibile  
Reversible



**B5291**  
Porta rotolo coperto  
Paper holder with cover



**i** Direzione destra o sinistra modificabile dal cliente  
End user may modify left or right direction

Materiale: Ottone / Cromall®  
Material: Brass / Cromall®

Finiture:  Cromo  
Finishes:  Chrome

Complementi:  Vetro acidato naturale  
Complements:  Natural acid glass

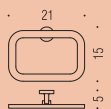
Ceramica nera opaca  
Matt black ceramic

Ceramica bianca opaca  
Matt white ceramic

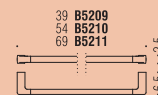


La collezione Nordic è fornita completa di viti, tasselli e brugole di montaggio. **OPTIONAL** Esiste altresì la possibilità di utilizzare per ogni punto di fissaggio un kit con biadesivo (Art. B523M). Il biadesivo è premontato sul pezzo e, per la preparazione della superficie del muro, all'interno della confezione sono presenti un kit di pulizia ed uno stick con il primer/attivatore. **Attenzione:** si sconsiglia l'applicazione dei pezzi su superfici particolarmente ruvide o poco compatte, così come su intonaci, resine e muri grezzi.


Our Nordic collection is delivered complete with screws, plugs and Allen key. **OPTIONAL** Wall fixing with adhesive is available. Please ask for the correct component for each fixing point (Art. B523M). Adhesive strips are already preassembled on the piece and, for the preparation of the wall surface, inside the box there is a cleaning kit and a stick with the activator/primer. **Attention:** we do not recommend the application of the pieces on surfaces particularly rough, resin as well as on painted walls.



**B5231**  
Porta salvietta ad anello  
Ring towel holder



**B5209 - B5210 - B5211**  
Porta salvietta  
Towel holder



**B5212**  
Porta salvietta doppio a snodo  
Double bar towel holder




**B5206**  
Porta scopino d'appoggio  
Standing brush holder



**B5207**  
Porta scopino  
Hanging brush holder





# OVER

**Razionalità ed emozione. La collezione Over propone un utilizzo armonico di materiali altamente tecnici plasmati da forme morbide, senza tempo. L'accessorio da bagno raggiunge così nuovi ed evoluti standard di riferimento, svincolandosi dal tradizionale concetto di applicazione attraverso l'utilizzo di un sistema di fissaggio a muro con adesivi tecnologici. Over di Colombo Design: la scelta per chi vuole di più, anche nel proprio bagno.**

Rationality and emotion. The Over collection offers an harmonic use of highly technical materials modeled by soft timeless shapes. The bathroom accessory reaches in this way new and advanced standard, freeing itself from the traditional concept of application through the use of a wall fastening system with technological adhesive. The Over collection of Colombo Design, the choice for those who want more, even in their bathroom.



“L'arte è l'espressione del pensiero più profondo nel modo più semplice.”

“Art is the expression of the deepest thought in the simplest way.”

*Albert Einstein*





B7001V




B7002 - B9328



B7040 - B9329 - B7041



GM 17 - GM17V



B7070



B7071



B7031V



B7009  
B7010  
B7011



B7008



B7090



B7007  
B7006



# OVER

Design: Efreem Bonacina e Giovanni Moro



La lettera "V" a fine codice indica il modello con fissaggio viti a vista.  
"V" letter at the end of the code states for models with exposed screws.




**B7001 - B7001V**  
Porta sapone  
Soap dish holder




**B7002 - B7002V**  
Porta bicchiere  
Glass holder



**B9328 - B9328V**  
Spandisapone (L 0,22)  
Soap dispenser



**GM17 - GM17V**  
Appenditutto  
Hook




**B7040**  
Porta sapone  
d'appoggio  
Standing soap dish holder



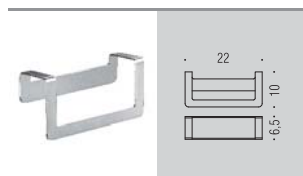
**B7041**  
Porta bicchiere  
d'appoggio  
Standing glass holder




**B9329**  
Spandisapone (L 0,22)  
d'appoggio  
Standing soap dispenser




**B7070 - B7070V**  
Svuota tasche  
Object wall shelf



**B7031 - B7031V**  
Porta salvietta ad anello  
Ring towel holder



**B7008 - B7008V**  
Porta rotolo  
Paper holder



**B7090**  
Porta rotolo  
Paper holder



Materiale: Acciaio Inox AISI 316 L  
Material: AISI 316 L Inox stainless-steel

Finiture:  Satinata  
Finishes:  Satin

Complementi:  Vetro acidato naturale  
Complements:  Natural acid glass



La collezione Over è stata appositamente progettata per un fissaggio a muro e vetro ottenuto con uno speciale nastro biadesivo in schiuma acrilica ad alte prestazioni (3M™ VHB™). Le caratteristiche tecniche di questa serie, unite ad un sistema di montaggio semplice e rapido, consentono un utilizzo dell'accessorio in condizioni difficili senza mai pregiudicare la tenuta e l'estetica. Le strisce biadesive sono già premontate sul pezzo e, per la preparazione della superficie del muro, all'interno della confezione sono presenti un kit di pulizia ed uno stick con il primer/attivatore. **Attenzione:** si sconsiglia l'applicazione dei pezzi su superfici particolarmente ruvide o poco compatte, così come su intonaci, resine e muri grezzi.

The Over collection has been specially designed for a wall and glass fixing with a special high performance double sided acrylic foam tape (3M™ VHB™). The technical characteristics of this collection, combined with a quick and easy mounting system, allow an use of the appliance even in difficult conditions without ever affecting the aesthetics or the durability of use. Adhesive strips are already preassembled on the piece and, for the preparation of the wall surface, inside the box there is a cleaning kit and a stick with the activator/primer. **Attention:** we do not recommend the application of the pieces on surfaces particularly rough, resin as well as on painted walls.



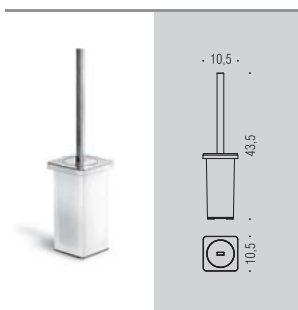
**B7009 - B7009V - B7010 - B7010V - B7011 - B7011V**

Porta salvietta  
Towel holder

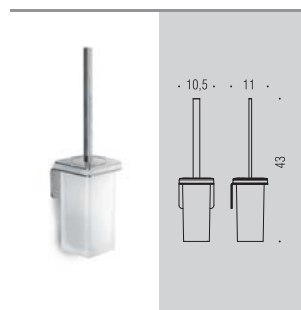


**B7071**

Porta riviste  
Magazine rack



**B7006**  
Porta scopino d'appoggio  
Standing brush holder



**B7007 - B7007V**  
Porta scopino  
Hanging brush holder





# PLUS

**Negli oggetti di uso quotidiano la ricerca del segno formale rende talvolta secondaria la funzionalità. Piet Billekens ha ristabilito nel progetto PLUS l'equilibrio tra concetto e funzione, disegnando complementi d'arredo non subordinati a stili o tendenze. Massima attenzione ai materiali e peculiare controllo dei processi di lavorazione sono garantiti da Colombo Design che condivide il concetto di qualità totale.**

Sometimes the research of a formal design in everyday used objects might give to functionality a secondary role. Thanks to Arch. Piet Billekens the project Plus has re-established the balance between concept and function, designing furnishing complements free from any style or trend. The highest attention was also given to the materials, with a peculiar control to the manufacturing process granted by Colombo Design that shares the common concepts of total quality.







“Senza entusiasmo non si è mai compiuto niente di grande.”

“Nothing great was ever achieved without enthusiasm.”

*Ralph W. Emerson*

W4902 - W4981 - W4901



W4975 + B523M



W4940 - W4980 - W4941



W4980XL



W4931



W4917



W4908



W4914



W4908DX



W4990



W4909  
W4910  
W4911  
W4912



W4935



W4938  
W4936



W4911R  
W4910R  
W4909R



W4987

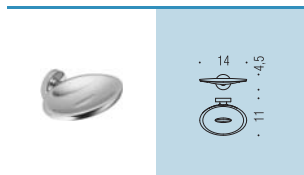


W4961  
W4962

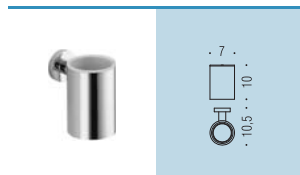
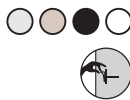


# PLUS

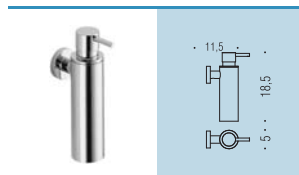
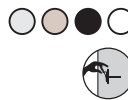
Design: Piet Billekens




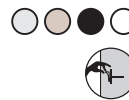
**W4901**  
Porta sapone  
inamovibile  
Irremovable  
soap dish holder



**W4902**  
Porta bicchiere  
inamovibile  
Irremovable  
glass holder



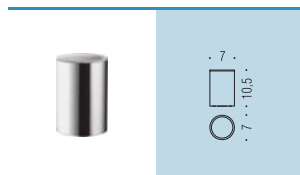
**W4981**  
Spandisapone  
(L 0,15)  
Soap dispenser



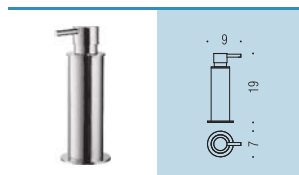
**B523M**  
Ghiera  
con bi-adesivo  
Ring with adhesive



**W4940**  
Porta sapone  
d'appoggio  
Standing soap dish holder



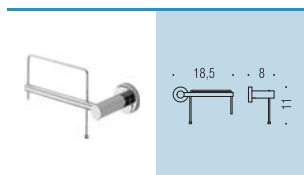
**W4941**  
Porta bicchiere  
d'appoggio  
Standing glass holder



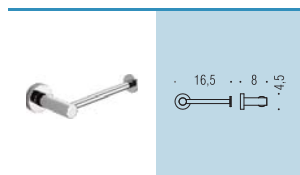
**W4980**  
Spandisapone (L 0,15)  
d'appoggio  
Standing soap dispenser



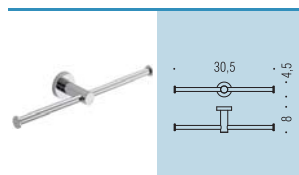

**W4980XL**  
Spandisapone  
JUMBO (L 0,5) d'appoggio  
Standing soap dispenser  
JUMBO version (L 0,5)



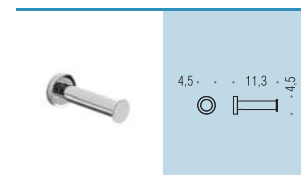
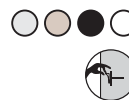
**W4908DX - W4908SX**  
Porta rotolo  
Paper holder



**W4908**  
Porta rotolo  
Paper holder



**W4990**  
Porta rotolo doppio  
Double Paper holder



**W4992**  
Porta rotolo  
Paper holder




**W4916**  
Mensola  
Shelf



**W49PZ**  
Reggimensola  
Shelf holder



**W4917**  
Appenditutto  
Hook



**Materiale: Ottone / Cromall®**  
Material: Brass / Cromall®

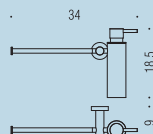
**Finiture:** **Cromo** **Zirconium**  
**Finishes:** **Chrome** **Stainless**  
 **Nero** **Bianco**  
**opaco** **opaco**  
**Matt black** **Matt white**

**Complementi:** **Vetro trasparente** **Metacrilato**  
**Complements:** **Transparent glass** **Methacrylate**



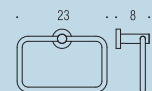
La collezione Plus è fornita completa di viti, tasselli e brugole di montaggio. **OPTIONAL** Esiste altresì la possibilità di utilizzare per ogni punto di fissaggio un kit con biadesivo (Art. B523M). Il biadesivo è premontato sul pezzo e, per la preparazione della superficie del muro, all'interno della confezione sono presenti un kit di pulizia ed uno stick con il primer/attivatore. **Attenzione:** si consiglia l'applicazione dei pezzi su superfici particolarmente ruvide o poco compatte, così come su intonaci o muri grezzi.

Our Plus collection is delivered complete with screws, plugs and Allen key. **OPTIONAL** Wall fixing with adhesive is available. Please ask for the correct component for each fixing point (Art. B523M). Adhesive strips are already preassembled on the piece and, for the preparation of the wall surface, inside the box there is a cleaning kit and a stick with the activator/primer. **Attention:** we do not recommend the application of the pieces on surfaces particularly rough, as well as on painted walls.



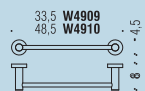
**W4975**

**Spandisapone (L 0,15) e porta salvietta per bidet reversibile**  
Reversible soap dispenser and towel holder for bidet



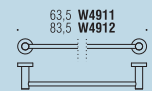
**W4931**

**Porta salvietta ad anello**  
Ring towel holder



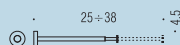
**W4909 - W4910**

**Porta salvietta**  
Towel holder



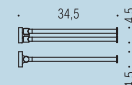
**W4911 - W4912**

**Porta salvietta**  
Towel holder



**W4915**

**Porta salvietta estensibile**  
Extendable towel holder



**W4913**

**Porta salvietta doppio a snodo**  
Double bar towel holder

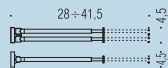


# PLUS

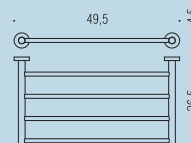
Design: Piet Billekens

SISTEMA DI ALTA PROTEZIONE  
HIGH PROTECTION SYSTEM  
**30**  
30 YEARS WARRANTY  
GARANZIA 30 ANNI

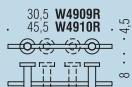
FINITURA GARANTITA 10 ANNI  
FINISHING 10 YEARS WARRANTY



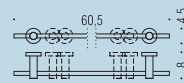
**W4914**  
Porta salviette doppio estensibile a snodo  
Extensible double bar towel holder



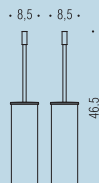
**W4987**  
Rack porta salvietta  
Rack towel holder



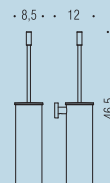
**W4909R - W4910R**  
Porta salvietta con supporti regolabili  
Towel holder, adjustable supports



**W4911R**  
Porta salvietta con supporti regolabili  
Towel holder, adjustable supports



**W4961**  
Porta scopino d'appoggio  
Standing brush holder



**W4962**  
Porta scopino  
Hanging brush holder



Materiale: Ottone / Cromall®  
Material: Brass / Cromall®

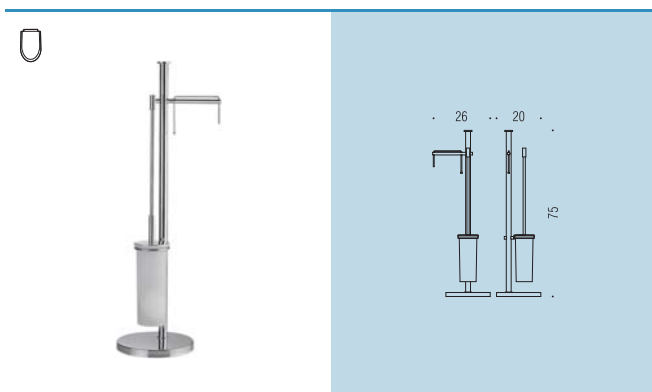
Finiture:  Cromo  
Finishes:  Chrome  
 Zirconium  
Stainless Steel  
 Nero  
opaco  
Matt black  
 Bianco  
opaco  
Matt white

Complementi:  Vetro trasparente  
Transparent glass  
 Metacrilato  
Methacrylate



La collezione Plus è fornita completa di viti, tasselli e brugole di montaggio. OPTIONAL Esiste altresì la possibilità di utilizzare per ogni punto di fissaggio un kit con biadesivo (Art. B523M). Il biadesivo è premontato sul pezzo e, per la preparazione della superficie del muro, all'interno della confezione sono presenti un kit di pulizia ed uno stick con il primer/attivatore. **Attenzione:** si sconsiglia l'applicazione dei pezzi su superfici particolarmente ruvide o poco compatte, così come su intonaci, resine e muri grezzi.

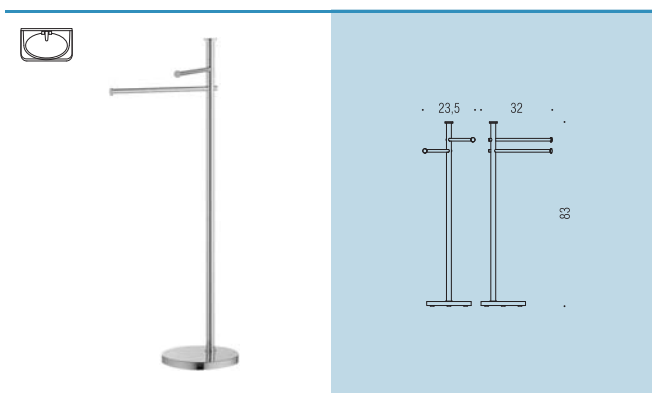
Our Plus collection is delivered complete with screws, plugs and Allen key. OPTIONAL Wall fixing with adhesive is available. Please ask for the correct component for each fixing point (Art. B523M). Adhesive strips are already preassembled on the piece and, for the preparation of the wall surface, inside the box there is a cleaning kit and a stick with the activator/primer. **Attention:** we do not recommend the application of the pieces on surfaces particularly rough, resin as well as on painted walls.



W4935

Piantana con porta rotolo e porta scopino

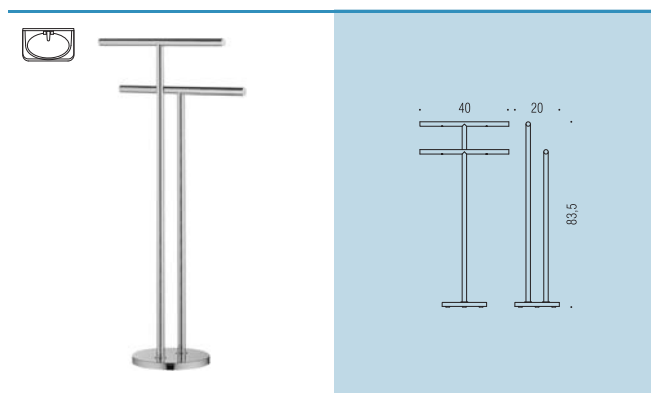
Standing column equipped with paper holder and brush holder



W4936

Piantana con due porta salvietta

Standing column equipped with two towel holders




W4938

Piantana con due porta salvietta

Standing column equipped with two towel holders







# ROAD

**Geometrie pure e lineari sono state combinate alla fibra di carbonio, materiale iconico del marchio, al vetro satinato e all'acciaio cromato per creare un contrasto materico che enfatizza la doppia anima di Momodesign: ricercata e sportiva. Una collezione dallo stile deciso, contemporaneo, pensata per gli interni di abitazioni metropolitane.**

Pure and linear geometries have been combined with carbon fibre, the brand's iconic material, natural acid glass and chrome steel to create a contrast that highlights Momodesign's refined and sporty essence. The collection embodies the urban and contemporary style of the brand, conceived for metropolitan homes.

“È la strada impervia quella che conduce alla grandezza.”

“It is a rough road that leads to the heights of greatness.”

*Seneca*






B8001



B8002 - B9338



MO17



B8040 - B9339 - B8041



B8031



B8008



B8009  
B8010



B8012



B8006




B8007

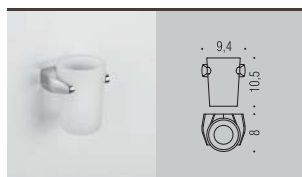
# R O A D

Design: **momo**DESIGN

FINITURA GARANTITA 10 ANNI  
**10**  
 FINISHING 10 YEARS WARRANTY



**B8001**  
 Porta sapone  
 Soap dish holder



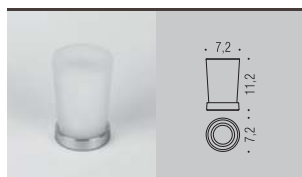
**B8002**  
 Porta bicchiere  
 Glass holder



**B9338**  
 Spandisapone (L 0,25)  
 Soap dispenser



**B8040**  
 Porta sapone  
 d'appoggio  
 Standing soap dish holder



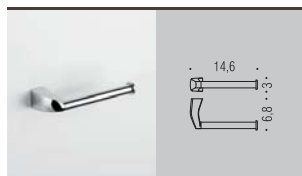
**B8041**  
 Porta bicchiere  
 d'appoggio  
 Standing glass holder



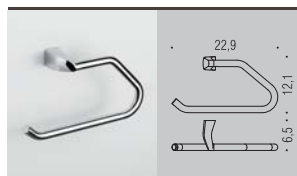
**B9339**  
 Spandisapone (L 0,25)  
 d'appoggio  
 Standing soap dispenser



**MO17**  
 Appenditutto  
 Hook



**B8008**  
 Porta rotolo  
 Paper holder



**B8031**  
 Porta salvietta ad anello  
 Ring towel holder



**Materiale: Ottone / Cromall®**  
 Material: Brass / Cromall®

**Finiture:** ● **Cromo** ● **Cromo/Carbonium**  
 Finishes: Chrome Chrome/Carbonium

**Complementi:** ● **Vetro acidato naturale**  
 Complements: Natural acid glass



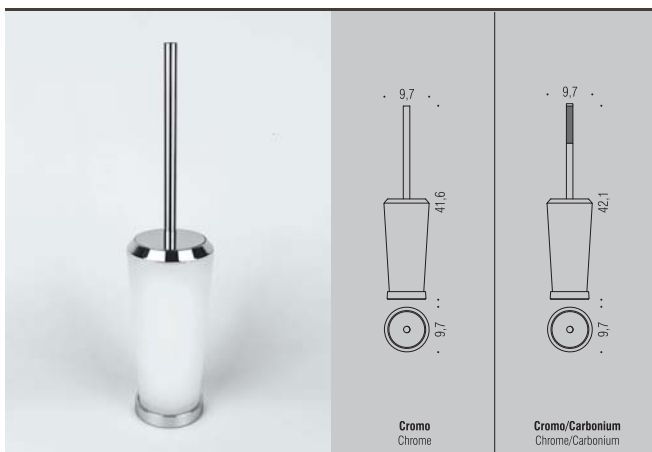
**B8009 - B8010 - B8011**

**Porta salvietta**  
 Towel holder



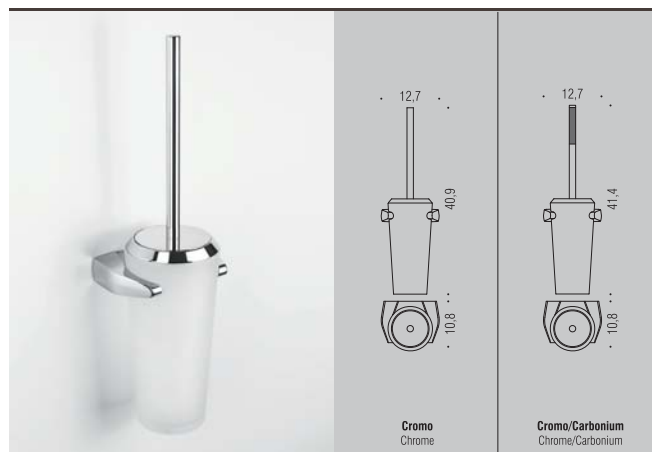
**B8012**

**Porta salvietta a snodo**  
 Double bar towel holder



**B8006**

**Porta scopino d'appoggio**  
 Standing brush holder



**B8007**

**Porta scopino**  
 Hanging brush holder







# TIME

Un rigoroso razionalismo è predominante nella progettazione della collezione Time. Essenziale funzionalità nel rispetto delle proporzioni ed armonia delle linee sono i punti di riferimento degli accessori Time che esprimono senza enfasi sensibilità e raffinatezza.

Rationalism has influenced the creation of a new and contemporary collection. Essential but proportioned functions, inspired and harmonised by the contemporary design.





“In ogni arte la semplicità è essenziale.”

“Simplicity is a law that is essential to all art.”

*A. Schopenhauer*

W4201 - W4202 - W4280



W4271



W4272



W4240 - W4241 - W4281



W4274



W4227




W4217



W4209  
W4210  
W4211



W4276DX



W4212



W4207  
W4206



W4291



W4208



# TIME

Design: R&D Colombo Design



**W4201**  
Porta sapone  
Soap dish holder




**W4202**  
Porta bicchiere  
Glass holder



**W4280**  
Spandisapone (L 0,36)  
Soap dispenser



**W4271**  
Porta bicchiere  
e spandisapone (L 0,36)  
Glass holder and soap dispenser



**W4240**  
Porta sapone  
d'appoggio  
Standing soap dish holder



**W4241**  
Porta bicchiere  
d'appoggio  
Standing glass holder




**W4281**  
Spandisapone (L 0,36)  
d'appoggio  
Standing soap dispenser



**W4272**  
Porta sapone e porta bicchiere  
Soap dish holder and glass holder



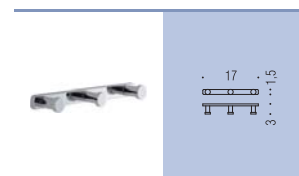
**W4217**  
Appenditutto  
Hook



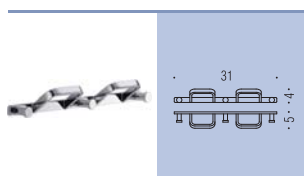
**W4227**  
Appenditutto  
Hook




**W4247**  
Appenditutto  
Hook



**W4257**  
Appenditutto  
Hook



**W4237**  
Appenditutto  
Hook



**W4208**  
Porta rotolo reversibile  
Reversible paper holder



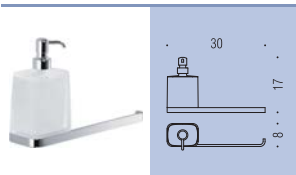
**W4291**  
Porta rotolo coperto  
Paper holder with cover



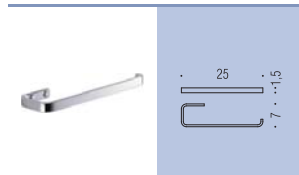
Materiale: Ottone  
Material: Brass

Finiture:  Cromo  
Finishes:  Chrome

Complementi:  Vetro acidato naturale  
Complements:  Natural acid glass



**W4274**  
Spandisapone (L 0,36)  
e porta salvietta per bidet reversibile  
Reversible soap dispenser  
and towel holder for bidet




**W4212**  
Porta salvietta reversibile  
Reversible towel holder



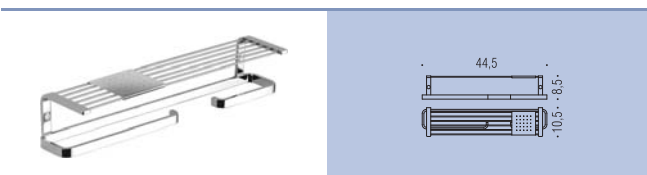
**W4209 - W4210 - W4211**  
Porta salvietta  
Towel holder



**W4275**  
Mensola con ganci appenditutto e ripiano in inox  
Shelf with coat hooks and stainless steel tray



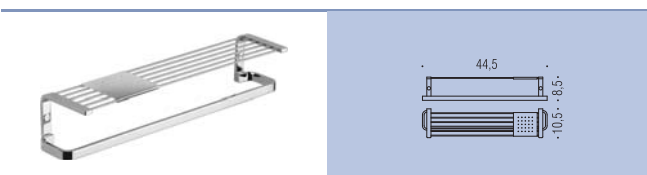
**W4216**  
Mensola con ripiano in acciaio inox  
Shelf with stainless steel base



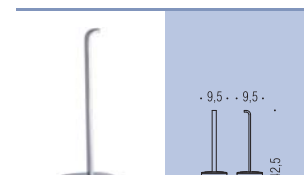
**W4276DX - W4276SX**  
Mensola con porta salvietta, porta rotolo e ripiano in inox  
Shelf with towel holder, paper holder and stainless steel tray



**W4206**  
Porta scopino d'appoggio  
Standing brush holder



**W4277**  
Mensola con porta salvietta e ripiano in inox  
Shelf with towel holder and stainless steel tray




**W4207**  
Porta scopino  
Hanging brush holder





*Classic Line*



# HERMITAGE

Forme preziose e linee morbide arricchiscono gli accessori della linea Hermitage, creata per infondere fascino ed eleganza alle sale da bagno. La classicità di questa collezione rievoca stili del passato per infondere un'atmosfera ricca e sontuosa.

Precious forms and soft curves generate the Hermitage collection, specifically designed for elegant and prestigious bathrooms. This line is inspired by past classical styles to create rich and sophisticated atmospheres.



“D’un classico ogni rilettura è una lettura di scoperta come la prima.”

“Reading classics is a discovery at any time, just like the first time.”

*Italo Calvino*





B3340



B9335 - B3302



B3301 + B3300



B9336 - B3341 - B3340



B9336 - B3341 - B3340



B3340 - B3341 - B9336



LC77 - LC87



B3312 - B3301

B3309  
B3310  
B3311



B3331



B3306 - B3390



B3318



B3308



# HERMITAGE

Classic Line



**B3301**  
Porta sapone  
inamovibile  
Irremovable soap dish holder



**B3302**  
Porta bicchiere  
Glass holder



**B9335**  
Spandisapone (L 0,30)  
Soap dispenser



**B3300**  
Ghiera - optional  
Ring - optional



**B3340**  
Porta sapone  
d'appoggio  
Standing soap dish holder



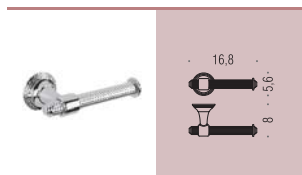
**B3341**  
Porta bicchiere  
d'appoggio  
Standing glass holder



**B9336**  
Spandisapone (L 0,30)  
d'appoggio  
Standing soap dispenser



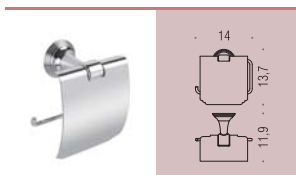
**LC77**  
Appenditutto  
Hook



**B3308**  
Porta rotolo  
Paper holder



**B3390**  
Porta rotolo  
Paper holder



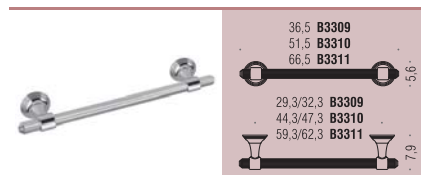
**B3391**  
Porta rotolo coperto  
Paper holder with cover




**LC87**  
Appenditutto  
Hook



**B3331**  
Porta salvietta ad anello  
Ring towel holder



**B3309 - B3310 - B3311**  
Porta salvietta  
Towel holder



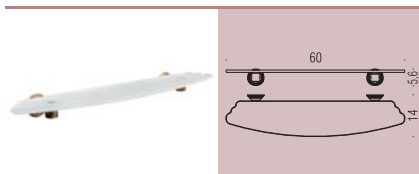
**B3312**  
Porta salvietta a snodo  
Double bar towel holder



Materiale: Ottone / Cromall®  
Material: Brass / Cromall®

Finiture: ● HPS Gold HPS gold plated ● Cromo Chrome ● Ottone antico Antique brass

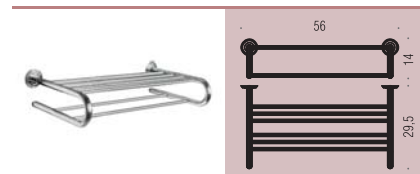
Complementi: ● Vetro acidato naturale Natural acid glass



**B3316**  
Mensola  
Shelf



**B3373 - B3374**  
Maniglione da vasca  
Bath grab-bar



**B3387**  
Rack porta salvietta  
Rack towel holder




**B3375**  
Maniglione da vasca con porta sapone reversibile  
Bath grab-bar with reversible soap shelf



**B3376**  
Maniglione da vasca  
Bath grab-bar



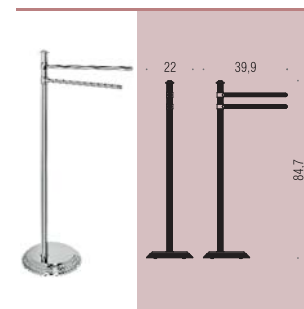
**B3306**  
Porta scopino  
d'appoggio  
Standing brush holder



**B3307**  
Porta scopino  
Hanging brush holder



**B3318**  
Piantana  
con porta rotolo  
e porta scopino  
Standing column with paper holder  
and brush holder



**B3338**  
Piantana  
con due porta salvietta  
Standing column  
with two towel holders





# PORTOFINO

“Portofino-classic line” rimanda la nostra memoria ad atmosfere ricche di significati e sensazioni rivissute negli oggetti della collezione. L'armonia delle linee è principio e fine del disegno. Il rigore qualitativo nella produzione accomuna “Portofino-classic line” alle altre collezioni di Colombo Design, offrendo possibilità molteplici per arredare bagni di forte personalità.

“Portofino-classic line” is a collection full of sensations, atmosphere and harmony of design. The high quality standards of “Portofino-classic line” and its versatility offer innumerable combinations of very personalised bathroom interiors.





“Il grande stile nasce quando il bello riporta vittoria sull’immane.”

“The grand style arises when beauty wins a victory over the monstrous.”

*Friedrich Nietzsche*

B3241 - B9326 - B3242



B3241 - B9326 - B3242



B3201 + B3200

B3209 + B3200 B3202 + B3200



B3218



B3274SX





CD87  
CD97 + B3200



B3201  
B3231



B3291  
B3206



B3207  
B3208DX

# PORTOFINO

Classic Line



**B3201**  
Porta sapone  
Soap dish holder



**B3202**  
Porta bicchiere  
Glass holder



**B9325**  
Spandisapone (L 0,30)  
Soap dispenser



**B3200**  
Ghiera - optional  
Ring - optional



**B3242**  
Porta sapone  
d'appoggio  
Standing soap dish holder



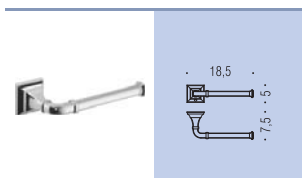
**B3241**  
Porta bicchiere  
d'appoggio  
Standing glass holder



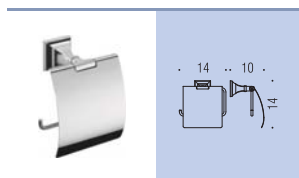
**B9326**  
Spandisapone (L 0,30)  
d'appoggio  
Standing soap dispenser



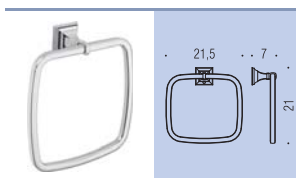
**CD87**  
Appenditutto  
Hook



**B3208DX - B3208SX**  
Porta rotolo  
Paper holder



**B3291**  
Porta rotolo coperto  
Paper holder with cover  
Direzione destra o sinistra modificabile dal cliente  
End user may modify left or right direction



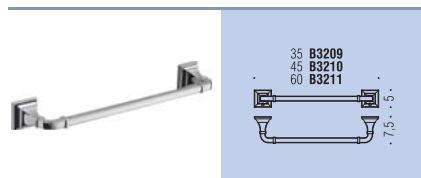
**B3231**  
Porta salvietta ad anello  
Ring towel holder



**CD97**  
Appenditutto  
Hook



**B3212**  
Porta salvietta a snodo  
Double bar towel holder



**B3209 - B3210 - B3211**  
Porta salvietta  
Towel holder



**B3274DX - B3274SX**  
Porta sapone e porta salvietta per bidet  
Soap dish and towel holder for bidet



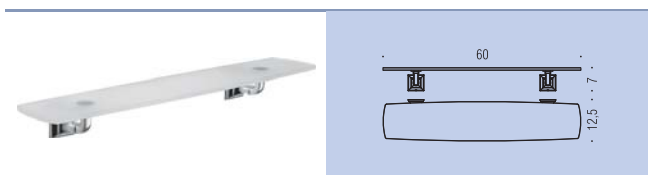
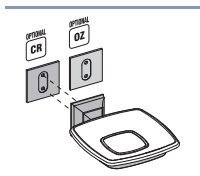


Materiale: Ottone / Cromall®  
Material: Brass / Cromall®

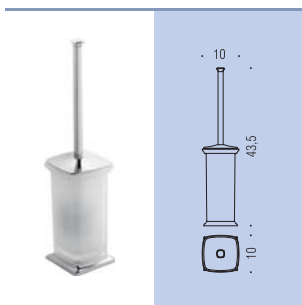
Finiture:  
Finishes:  Oro  
Gold plated

 Cromo  
Chrome

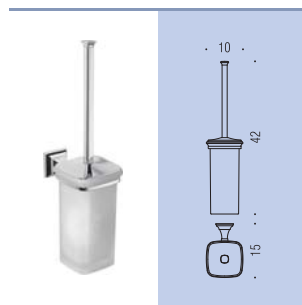
Complementi:  Vetro acidato naturale  
Complements: Natural acid glass



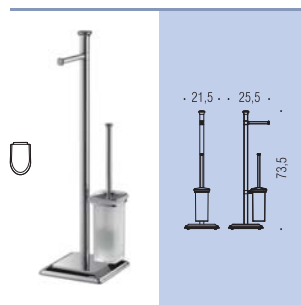
**B3216**  
Mensola  
Shelf



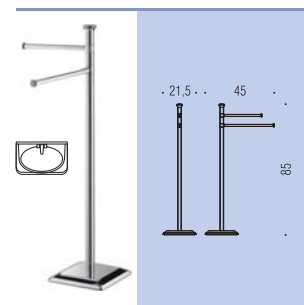
**B3206**  
Porta scopino  
d'appoggio  
Standing brush holder



**B3207**  
Porta scopino  
Hanging brush holder



**B3218**  
Piantana  
con porta rotolo e porta scopino  
Standing column with paper holder  
and brush holder



**B3238**  
Piantana  
con due porta salvietta  
Standing column  
with two towel holders





2019 EDITION

basic

LA QUALITÀ ACCESSIBILE.  
 

THE AFFORDABLE QUALITY.

MADE IN ITALY



# BASIC

L'essenzialità è difficile da raggiungere: quando vediamo qualcosa di talmente semplice che ci fa dire "potevo farlo io", significa che dietro c'è il lavoro di un team di progettisti che ha lavorato per l'essenzialità. Basic è la nuova sfida di Colombo Design: oggetti pensati, curati e caratterizzati da una qualità ed un prezzo "accessibile".

The simplicity is difficult to achieve: when we see something so simple that makes us say "I could have done it by myself", means that behind there is the work of a team of designers who worked for essentiality. Basic is the new challenge of Colombo Design: objects designed, thought and edited with a quality and a price "accessible".



“La semplicità non è una cosa semplice.”

“Simplicity is not a simple thing.”

*Charlie Chaplin*



B2781  
B2701



B9332  
B2702



B2731



B2727



B2717



B2708




B2733



B2732



B2734





B2709  
B2710  
B2711



B2791



B2790



B2707  
B2706



B2788



# BASIC

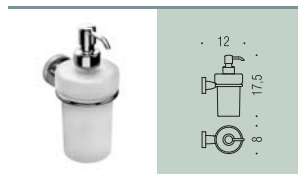
Design: Colombo Design



**B2701**  
Porta sapone  
Soap dish holder



**B2702**  
Porta bicchiere  
Glass holder



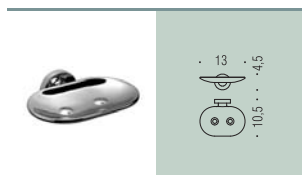
**B9332**  
Spandisapone (L 0,25)  
Soap dispenser



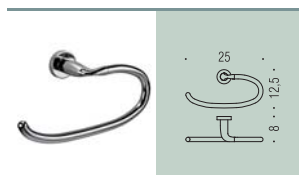
**B523M**  
Ghiera con biadesivo  
Ring with adhesive



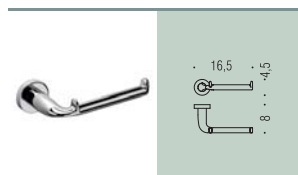
**i** Optional  
Optional



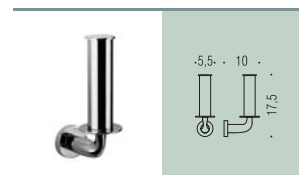
**B2781**  
Porta sapone  
inamovibile  
Irremovable  
soap dish holder



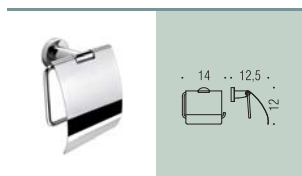
**B2731**  
Porta salvietta ad anello  
Ring towel holder



**B2708**  
Porta rotolo  
Paper holder



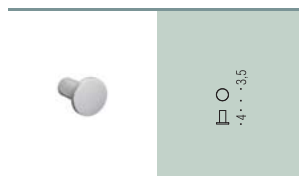
**B2790**  
Porta rotolo  
Paper holder



**B2791**  
Porta rotolo coperto  
Paper holder with holder



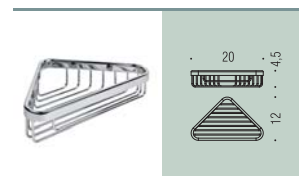
**i** Direzione destra o sinistra  
modificabile dal cliente  
End user may modify left or right direction




**B2717**  
Appenditutto  
Hook



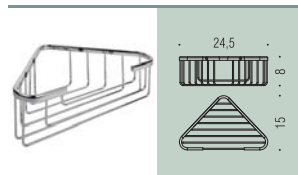
**B2727**  
Appenditutto  
Hook



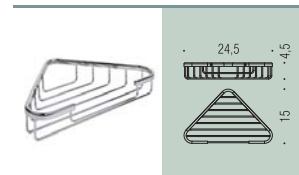
**B2732**  
Angolare semplice  
Single corner basket



**B2716**  
Mensola  
Shelf



**B2733**  
Angolare semplice  
Single corner basket



**B2734**  
Angolare semplice  
Single corner basket



Materiale: Ottone / Cromall®  
Material: Brass / Cromall®

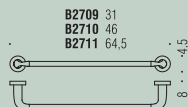
Finiture:  Cromo  
Finishes:  Chrome

Complementi:  Vetro acidato naturale  
Complements:  Natural acid glass



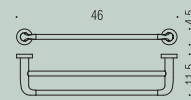
La collezione Basic è fornita completa di viti, tasselli e brugole di montaggio. OPTIONAL Esiste altresì la possibilità di utilizzare per ogni punto di fissaggio un kit con biadesivo (Art. B523M). Il biadesivo è premontato sul pezzo e, per la preparazione della superficie del muro, all'interno della confezione sono presenti un kit di pulizia ed uno stick con il primer/attivatore. **Attenzione:** si consiglia l'applicazione dei pezzi su superfici particolarmente ruvide o poco compatte, così come su intonaci, resine e muri grezzi.

Our Basic collection is delivered complete with screws, plugs and Allen key. OPTIONAL Wall fixing with adhesive is available. Please ask for the correct component for each fixing point (Art. B523M). Adhesive strips are already preassembled on the piece and, for the preparation of the wall surface, inside the box there is a cleaning kit and a stick with the activator/primer. **Attention:** we do not recommend the application of the pieces on surfaces particularly rough, resin as well as on painted walls.



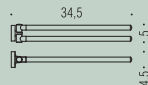
**B2709 - B2710 - B2711**

Porta salvietta  
Towel holder



**B2788**

Porta salvietta doppio  
Double towel holder



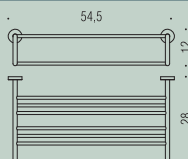
**B2712**

Porta salvietta doppio a snodo  
Double bar towel holder




**B2713**

Porta salvietta fisso  
Towel holder



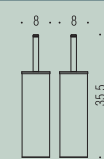
**B2787**

Rack porta salvietta  
Rack towel holder



**B2707**

Porta scopino  
Hanging brush holder



**B2706**

Porta scopino d'appoggio  
Standing brush holder





# BASICQ

**Il comfort del vostro bagno può passare attraverso la piacevolezza degli accessori della nuova collezione BasicQ, dove l'eleganza e la semplicità si arricchiscono di linee quadrate. Anche questa serie conferma la propria versatilità che la rende perfetta per ogni tipologia di ambiente bagno. Resistente, pratica ed "accessibile", la collezione BasicQ è il decoro dell'essenzialità al quadrato!**

The comfort of your bathroom can go through the pleasure of the accessories of the new collection BasicQ, where elegance and simplicity are enriched with square lines. Also this series confirms its versatility, which makes it perfect for every type of bathroom. Durable, practical and "accessible", the BasicQ collection is the essentiality decorum to the square!





“La semplicità è la nota fondamentale di ogni vera eleganza.”

“Semplicity is the keynote of all true elegance.”

*Coco Chanel*



B3781  
B3701




B3702 - B9337



LC97




B3731



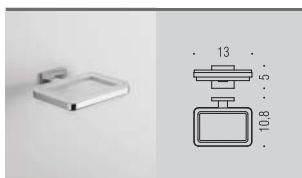
B3708DX  
B3708SX



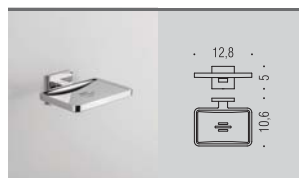


# BASIC

Design: Colombo Design



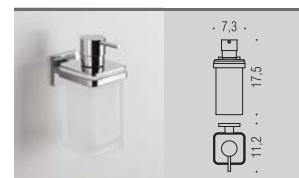
**B3701**  
Porta sapone  
Soap dish holder



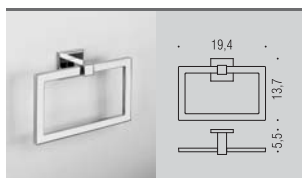
**B3781**  
Porta sapone inamovibile  
Irremovable soap dish holder



**B3702**  
Porta bicchiere  
Glass holder



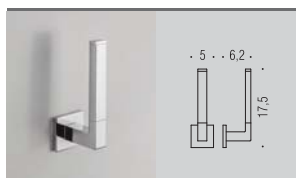
**B9337**  
Spandisapone (L. 0,28)  
Soap dispenser



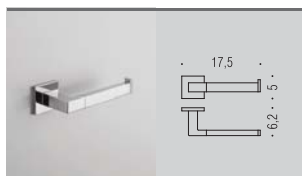
**B3731**  
Porta salvietta ad anello  
Ring towel holder



**LC97**  
Appeditutto  
Hook



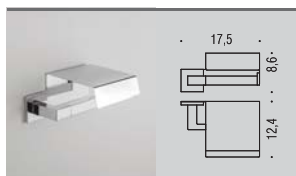
**B3790**  
Porta rotolo  
Paper holder



**B3708DX**  
Porta rotolo destro  
Right paper holder



**B3708SX**  
Porta rotolo sinistro  
Left paper holder



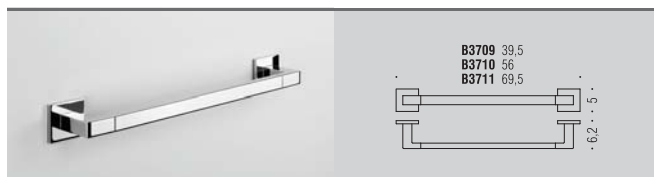
**B3791**  
Porta rotolo coperto  
Paper holder with cover



Materiale: Ottone / Cromall®  
Material: Brass / Cromall®

Finiture:  Cromo  
Finishes:  Chrome

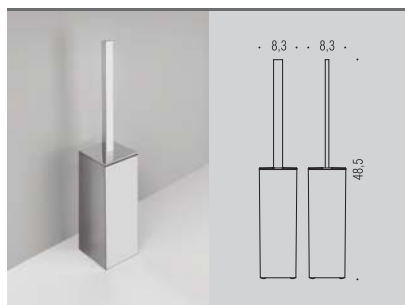
Complementi:  Vetro acidato naturale  
Complements:  Natural acid glass



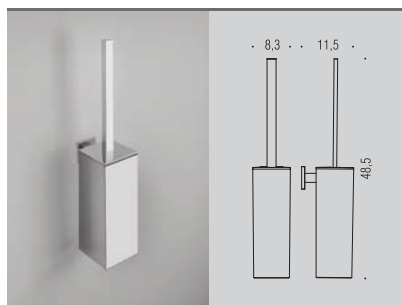
**B3709 - B3710 - B3711**  
Porta salvietta  
Towel holder



**B3712**  
Porta salvietta doppio a snodo  
Double bar towel holder



**B3706**  
Porta scopino d'appoggio  
Standing brush holder



**B3707**  
Porta scopino  
Hanging brush holder





# Piantane e Colonne

Free standing and wall columns



# I SOLE

**Gli architetti Anna e Carlo Bartoli hanno realizzato complementi d'arredo essenziali, progettati con rigore stilistico per ricomporre gli spazi dell'ambiente bagno. Il programma Isole evolve e si concretizza in un sistema di piantane e colonne polifunzionali a parete.**

In their characteristic concise and elegant style, Anna and Carlo Bartoli have developed the "Isole Collection" to create a system of multi-functional free-standing bathroom accessory columns.






B9407N

B9413N

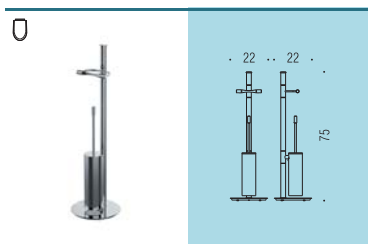








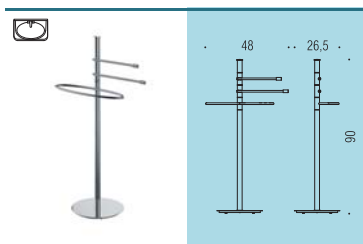




**B9407N**

**Piantana con porta rotolo e porta scopino in ottone**

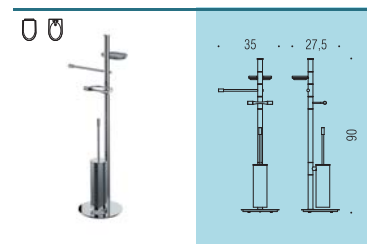
Floor standing column with paper holder and brass brush holder



**B9403N**

**Piantana con 3 porta salvietta**

Floor standing column with 3 towel holders



**B9413N**

**Piantana con porta salvietta, porta sapone, porta rotolo e porta scopino in ottone**

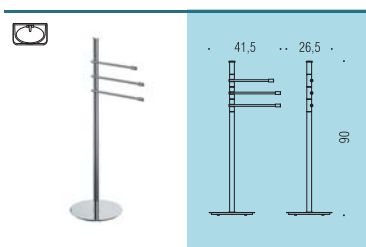
Floor standing column with towel holder, soap holder, paper holder and brass brush holder



**Materiale: Ottone / Cromall®**  
Material: Brass / Cromall®

**Finiture:** ● **Cromo**  
**Finishes:** ● **Chrome**

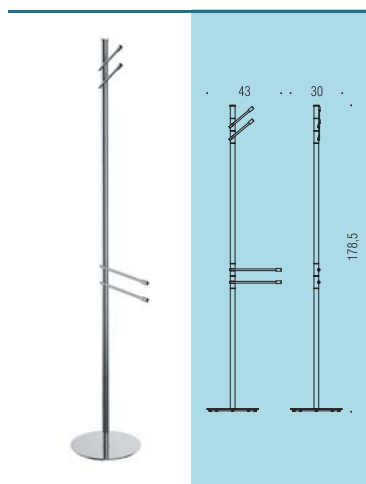
**Complementi:** ● **Vetro acidato naturale**  
**Complements:** ● **Natural acid glass**



**B9415N**

**Piantana con 3 porta salvietta**

Floor standing column with 3 towel holders




**B9412N**

**Piantana con 2 porta salvietta  
e 2 appendiabiti**

Floor standing column  
with 2 towel holders and 2 hooks







# PLANETS

Il bagno diviene sempre più ambiente living, offrendo nuove possibilità nell'arredo dello spazio con elementi carichi di personalità. I complementi del programma Planets, progettati da Bartoli Design, discretamente connotati ma riconoscibili in ogni modello del programma e garantiti dall'eccellenza qualitativa di Colombo Design, ricompongono senza enfasi e con rigore stilistico l'ambiente bagno. Piantane e colonne a muro in differenti proposte offrono molteplici, alternative soluzioni.

The bathroom area becomes more and more a living habitat, offering new possibilities to furnish spaces missing of personality. The complements of the Planets program, designed by Bartoli Design, are discretely thought but recognizable in his signing style. Granted by the excellent quality of Colombo Design, their character is able to fulfil without emphasis the bathroom ambience. Standing columns and wall columns in different proposals are offering multiple and alternative solutions.



*B9807*

*B9816*

*B9815*

*B9803*

*B9814*





B9833

B9813

B9843

B9819

B9849



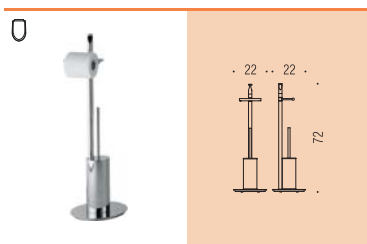
B9823 - B9822 - B9824



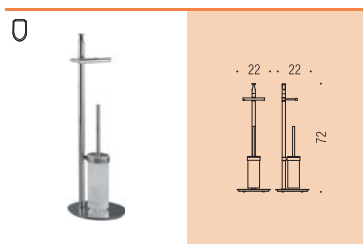


# PLANETS

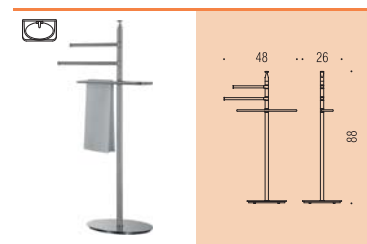
Bartoli Design



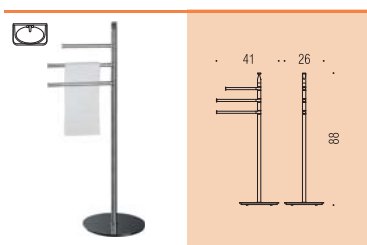
**B9807**  
Piantana con porta rotolo  
e porta scopino in ottone  
Floor standing column  
with paper holder and brass brush holder



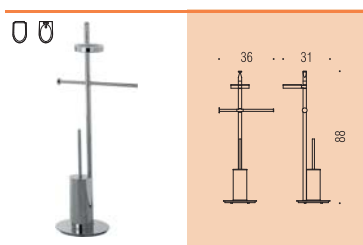
**B9816**  
Piantana con porta rotolo  
e porta scopino sospeso in vetro acidato  
Floor standing column with paper holder and  
suspended acid glass brush holder



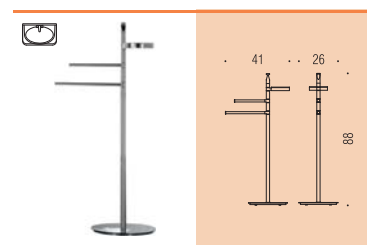
**B9803**  
Piantana con 3 porta salvietta  
Floor standing column with 3 towel holders



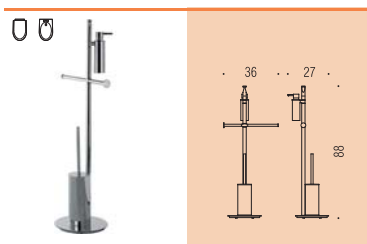
**B9815**  
Piantana con 3 porta salvietta  
Floor standing column with 3 towel holders



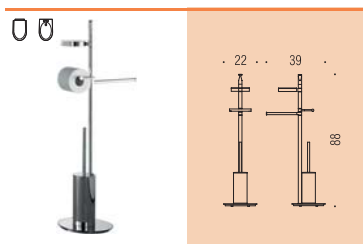
**B9813**  
Piantana con porta salvietta, porta  
sapone, porta rotolo e porta scopino in ottone  
Floor standing column with towel holder, soap holder,  
paper holder and brass brush holder



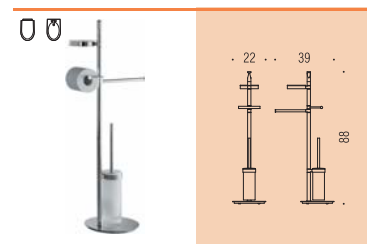
**B9814**  
Piantana con porta sapone  
e 2 porta salvietta  
Floor standing column with soap holder  
and 2 towel holders



**B9819**  
Piantana con spandisapone (L 0,15),  
porta salvietta, porta rotolo e porta scopino  
in ottone  
Floor standing column with soap dispenser,  
towel holder, paper holder and brass brush holder



**B9833**  
Piantana con porta salvietta,  
porta sapone, porta rotolo e porta scopino  
in ottone  
Floor standing column with towel holder, soap holder,  
paper holder and brass brush holder



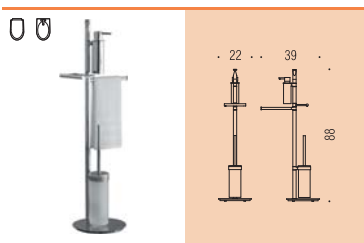
**B9843**  
Piantana con porta salvietta,  
porta sapone, porta rotolo  
e porta scopino sospeso in vetro acidato  
Floor standing column with towel holder, soap holder,  
paper holder and suspended acid glass brush holder



Materiale: Ottone / Cromall®  
Material: Brass / Cromall®

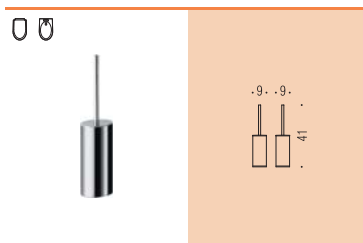
Finiture: Cromo  
Finishes: Chrome

Complementi: Vetro acidato naturale  
Complements: Natural acid glass

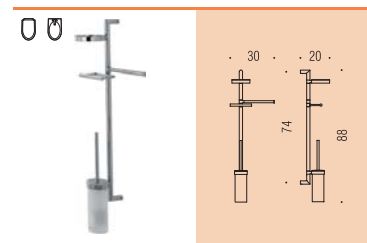


**B9849**  
Piantana con spandisapone (L. 0,15),  
porta salvietta, porta rotolo e porta scopino  
sospeso in vetro acidato

Floor standing column with soap dispenser, towel holder,  
paper holder and suspended acid glass brush holder

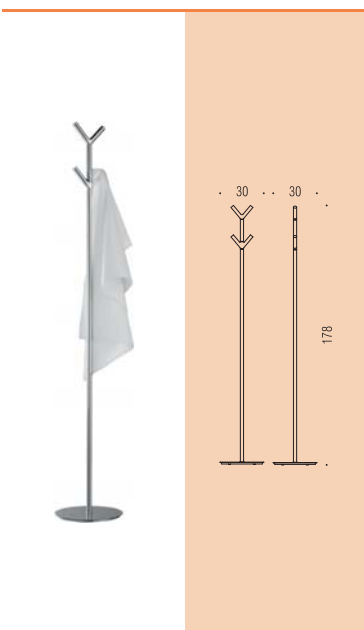


**B9805**  
Porta scopino d'appoggio  
Standing brush holder



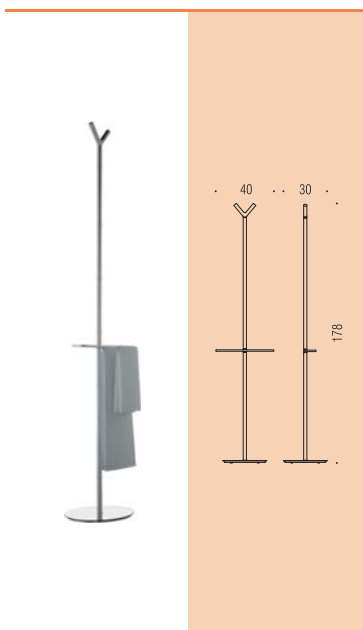
**B9822**  
Colonna con porta sapone, porta  
salvietta, porta rotolo, porta scopino  
in vetro acidato

Wall column with soap holder, towel holder,  
paper holder and acid glass brush holder



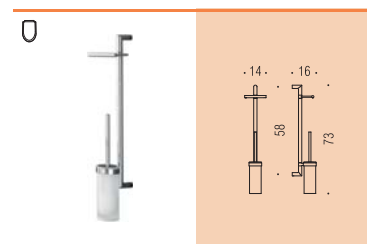
**B9812**  
Piantana con 4 appendiabiti

Floor standing column with 4 hooks



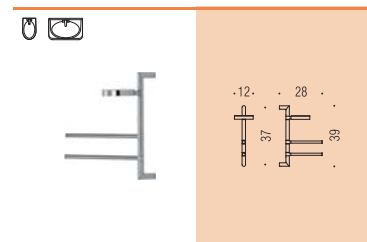
**B9804**  
Piantana con porta salvietta  
e 2 appendiabiti

Floor standing column with towel holder  
and 2 hooks



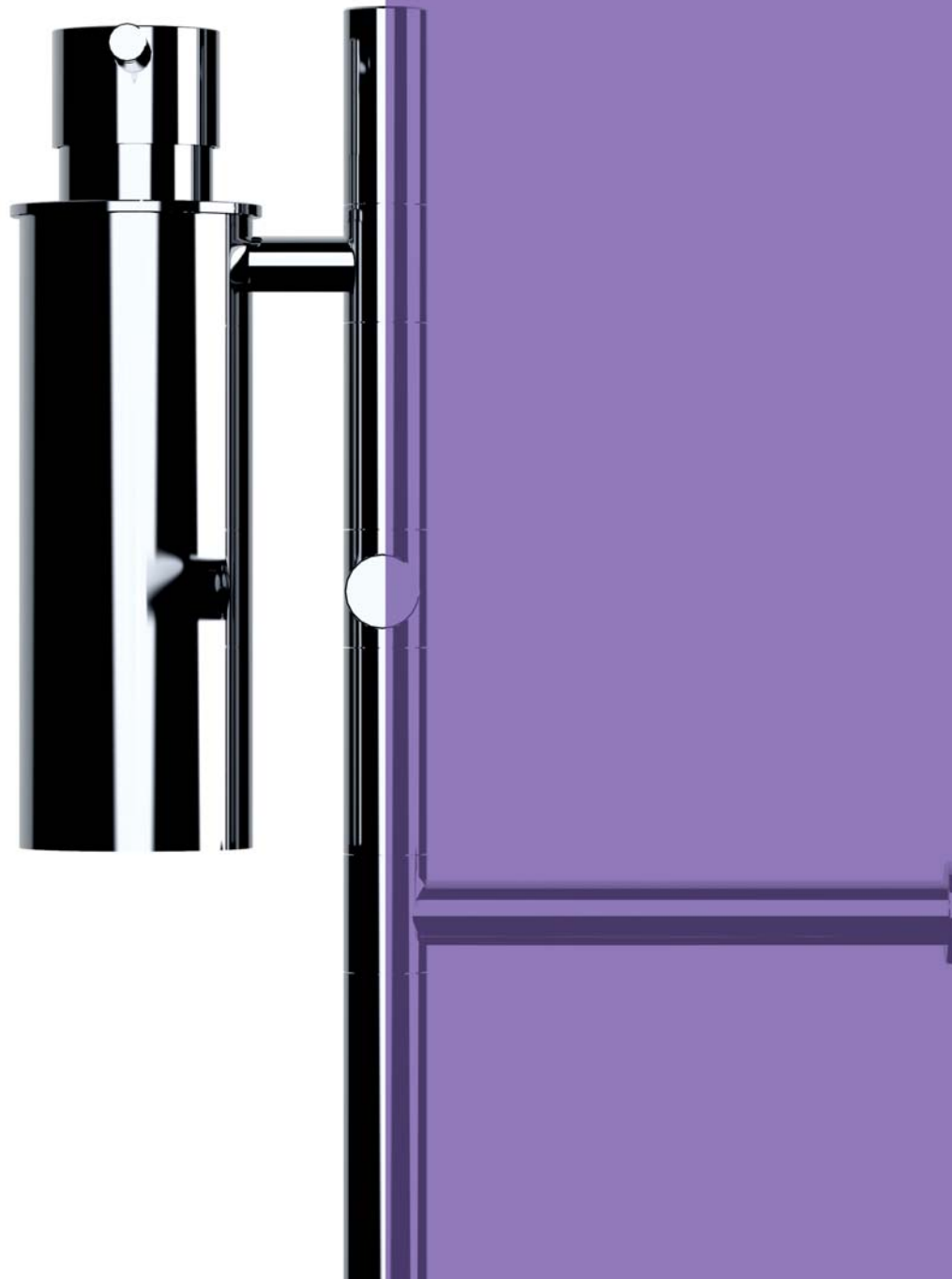
**B9823**  
Colonna con porta rotolo  
e porta scopino in vetro acidato

Wall column with paper holder  
and acid glass brush holder



**B9824**  
Colonna con porta sapone  
e 2 porta salvietta

Wall column with soap holder  
and 2 towel holders



# SQUARE

Linee morbide e rotonde abbinate ad una base squadrata, consentono l'inserimento di questi elementi all'interno dei bagni di tutte le abitazioni completando e risolvendo, con la propria caratteristica polifunzionale, le diverse esigenze di arredo.

Soft and round lines combined with a square base, allow the inclusion of these items in the bathrooms of all houses completing and resolving, with their multi-functional feature, the various requirements of furniture.

B9907

B9904



B9901

B9915



B9902


B9903

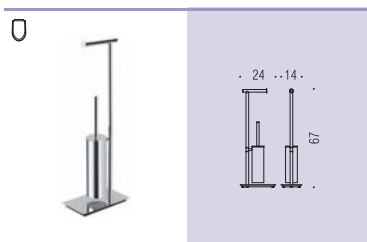
B9918





# SQUARE

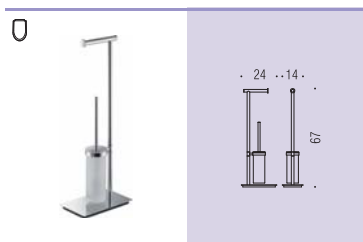
Design:  TEAM 3



**B9907**

**Piantana con porta rotolo e porta scopino in ottone**

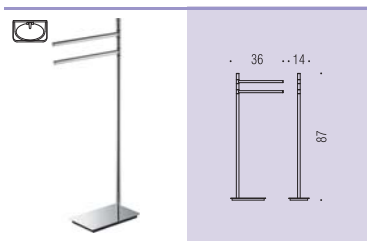
Floor standing column with paper holder and brass brush holder



**B9904**

**Piantana con porta rotolo e porta scopino sospeso in vetro acidato**

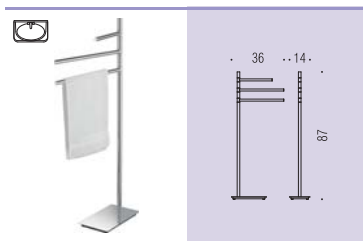
Floor standing column with paper holder and suspended acid glass brush holder



**B9901**

**Piantana con 2 porta salvietta**

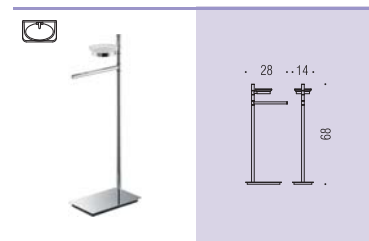
Floor standing column with 2 towel holders



**B9915**

**Piantana con 3 porta salvietta**

Floor standing column with 3 towel holders



**B9902**

**Piantana con porta sapone e porta salvietta**

Floor standing column with soap holder and towel holder

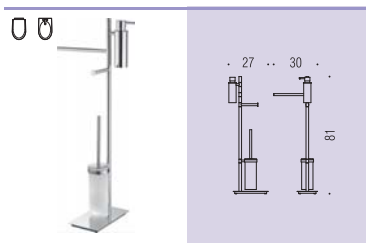




**Materiale: Ottone / Cromall®**  
Material: Brass / Cromall®

**Finiture:**  **Cromo**  **Zirconium**  
**Finishes:** **Chrome** **Stainless**  
**Steel**  **Nero**  
**opaco**  **Bianco**  
**Matt black** **opaco**  
**Matt white**

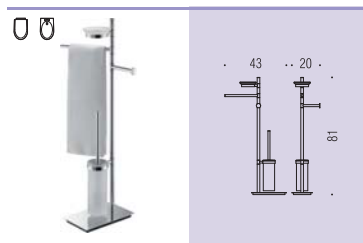
**Complementi:**  **Vetro acidato naturale**  
**Complements:** **Natural acid glass**



**B9918**

**Piantana con spandisapone (L 0,15),  
porta salvietta, porta rotolo e porta scopino  
sospeso in vetro acidato**

Floor standing column with soap dispenser,  
towel holder, paper holder and suspended  
acid glass brush holder



**B9903**

**Piantana con porta salvietta,  
porta sapone, porta rotolo  
e porta scopino sospeso in vetro acidato**

Floor standing column with towel holder, soap holder,  
paper holder and suspended acid glass brush holder





# U N I T S

**La collezione di piantane e colonne Units esprime il concetto di forma con funzione e di lusso con linearità. Elementi d'arredo che caratterizzano lo spazio con soluzioni esclusive ma universali dove l'accessorio, spesso oggi nascosto, torna ad essere assoluto protagonista della stanza da bagno.**

The Units collection of wall and standing columns is the expression of form and functionality in a rich but linear way. Furnishing elements mark out the space with exclusive but at the same time universal solutions, where the bathroom accessories are not hidden any more and represent the leading element in bathroom decoration and furnishing.



*B9110*

*B9113S*

*B9119D*

*B9111*



B9108 - B9103




*B9102S*

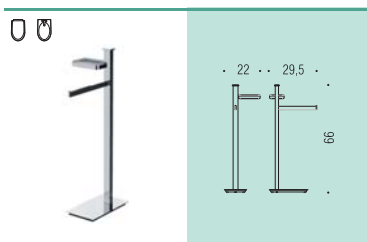
*B9107S*



# UNITS

Design: Luca Colombo

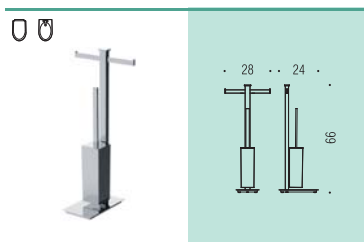
 **Tutti gli elementi sono fissi**  
All elements are not adjustable



## B9102D - B9102S

**Piantana con porta sapone e porta salvietta**

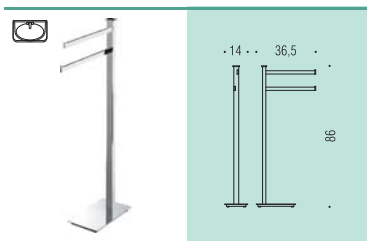
Floor standing column with soap holder and towel holder



## B9108

**Piantana con doppio porta rotolo, e porta scopino**

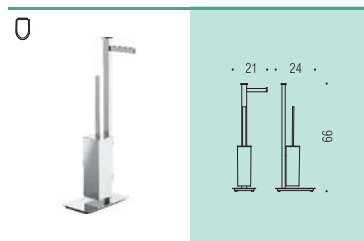
Floor standing column with double paper holder, and brush holder



## B9103

**Piantana con 2 porta salvietta**

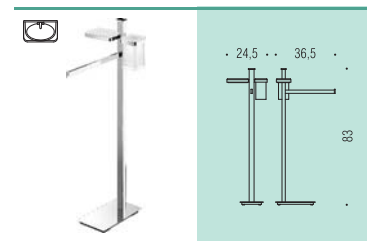
Floor standing column with 2 towel holders



## B9107D - B9107S

**Piantana con porta rotolo e porta scopino**

Floor standing column with paper holder and brush holder



## B9110

**Piantana con porta sapone, porta bicchiere e porta salvietta**

Floor standing column with soap holder, glass holder and towel holder

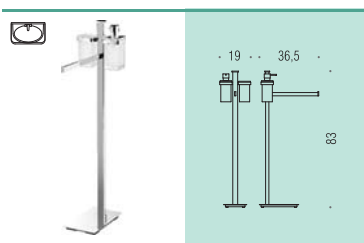




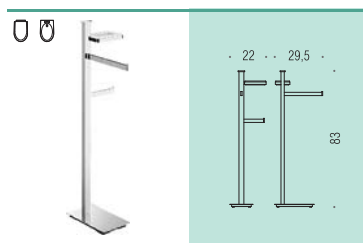
**Materiale: Ottone / Cromall®**  
Material: Brass / Cromall®

**Finiture:**  Cromo  
**Finishes:**  Chrome

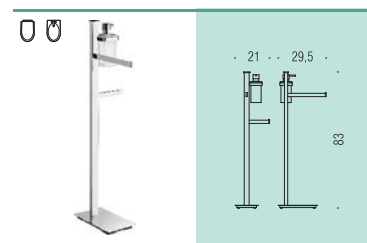
**Complementi:**  Vetro acidato naturale  
**Complements:**  Natural acid glass



**B9111**  
**Piantana con spandisapone (L 0,28)**  
**porta bicchiere e porta salvietta**  
Floor standing column with soap dispenser,  
glass holder and towel holder



**B9113D - B9113S**  
**Piantana con porta sapone,**  
**porta salvietta e porta rotolo**  
Floor standing column with soap holder,  
towel holder and paper holder



**B9119D - B9119S**  
**Piantana con spandisapone (L 0,28)**  
**porta salvietta e porta rotolo**  
Floor standing column with soap dispenser,  
towel holder and paper holder





# Coordinati d'arredo

Design Complements



# APPENDITUTTO

## COAT HANGERS

**Oggetti intensi ed espressivi che raccontano di una ricerca non dogmatica, di una passione per il gesto progettuale che sono da sempre aspetti importanti nella produzione dell'azienda. Metafora di un modo di abitare contemporaneo libero e flessibile di una casa libera di trasformarsi nel tempo.**

Objects intense and expressive that reflect a non-dogmatic research and a passion for design, which have always been important aspects of the company's production. Metaphor of a modern, free and adaptable lifestyle, of a home that flexibly changes in time.

MO17  
(Road page 111)



LC77 - LC87  
(Hermitage page 129)



B2727 - B2717  
(Basic page 147)



CD97 - CD87  
(Portofino page 137)



MH17  
(Khala page 29)



CD77 - CD67  
(Land page 37)




AR37  
(Alizé page 13)



AR27  
(Link page 45)



LC37 - LC27  
(Look page 53)



W4917  
(Plus page 101)



LC57 - LC47  
(Lulù page 61)



W4217 - W4227  
(Time page 119)



EB27 - EB17  
(Nordic page 85)



CB37  
(Luna page 69)



GM17  
(Over page 93)



CB17  
(Luna page 69)

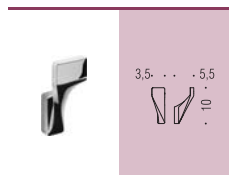


# APPENDITUTTO

COAT HANGERS


SISTEMA DI ALTA PROTEZIONE  
HIGH PROTECTION SYSTEM  
**30**  
30 YEARS WARRANTY  
GARANZIA 30 ANNI

FINITURA GARANTITA 10 ANNI  
FINISHING 10 YEARS WARRANTY  
**10**  
10 YEARS WARRANTY




3.5 . . . 5.5  
-4 . . . 10

**AR37**  
Alizé



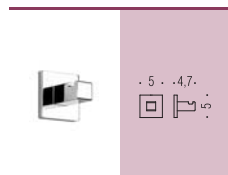
3.5  
-4 . . . 3.5

**B2717**  
Basic



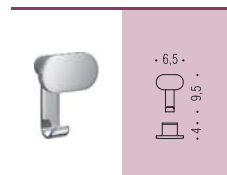
6.5  
3.5 . . . 3.5

**B2727**  
Basic



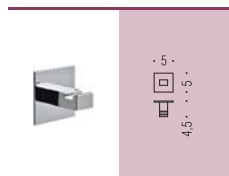
5 . . . 4.7  
-5

**LC97**  
BasicQ



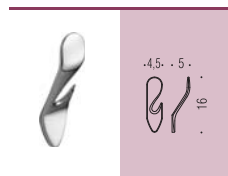
6.5  
-4 . . . 9.5

**CB67**  
Bart



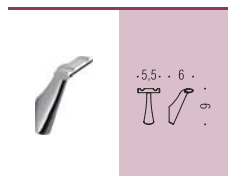
5  
4.5 . . . 5

**LC67**  
Forever



4.5 . . . 5  
16

**MH17**  
Khala



5.5 . . . 6  
9

**CD67**  
Land



2.5 . . . 5.5  
9

**CD77**  
Land




5 . . . 5  
10

**AR27**  
Link



6 . . . 4.5  
3.5

**LC27**  
Look



14.5 . . . 4  
3

**LC37**  
Look



8.5  
3.5 . . . 6.5

**LC47**  
Lulù



2.5  
4

**LC57**  
Lulù



2.8  
3.2 . . . 2.8

**LC77**  
Hermitage




5.6  
6 . . . 5.6

**LC87**  
Hermitage



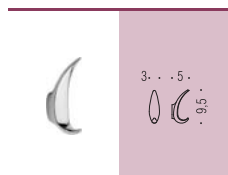
12.5 . . . 3  
12.5

**CB17**  
Luna



11 . . . 8  
14.5

**CB37**  
Luna



3 . . . 5  
9.5

**RA17**  
Melò



4 . . . 5.5  
4.5

**EB17**  
Nordic



**Materiale: Ottone / Cromall®**  
 Material: Brass / Cromall®  
**Materiale: Acciaio Inox AISI 316 L**  
 Material: AISI 316 L Inox stainless-steel

**Finiture:**  
 Finishes:

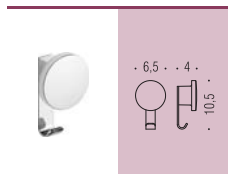
 **HPS gold**  
 HPS gold plated  
 **Zirconium**  
 Stainless Steel

 **Oroplus**  
 Oroplus  
 **Satinata**  
 Satin

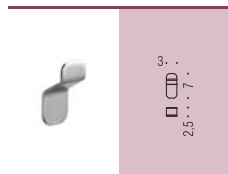
 **Cromo**  
 Chrome  
 **Nikelmat**  
 Matt nickel

 **Ottone antico**  
 Antique brass  
 **Bianco opaco**  
 Matt white


 **Nero opaco**  
 Matt black



**EB27**  
 Nordic 



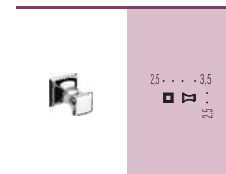
**GM17**  
 Over 



**GM17V**  
 Over 



**W4917**  
 Plus    



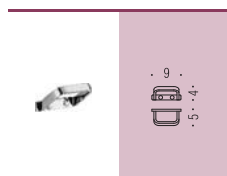
**CD87**  
 Portofino 



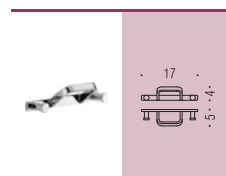
**CD97**  
 Portofino 



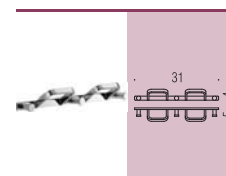
**MO17**  
 Road 



**W4217**  
 Time 



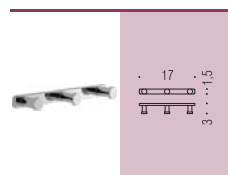
**W4227**  
 Time 



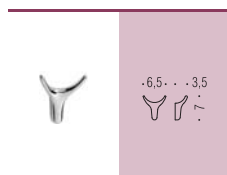
**W4237**  
 Time 



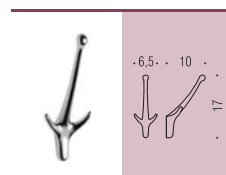
**W4247**  
 Time 



**W4257**  
 Time 





**AM17**  
 Hook 1 



**AM27**  
 Hook 2 



**AR17**  
 Golf  



# OGGETTISTICA

## FREE STANDING OBJECTS

Oggetti d'uso quotidiano curati nel design e sotto il profilo tecnico, che aiutano a rendere più funzionale ed accogliente l'ambiente dedicato al benessere, prestandosi molte volte ad essere inseriti anche in altri spazi domestici, per un'idea di habitat sempre più rispondente alle esigenze contemporanee.

Everyday objects kept in the design and the technical help to make more functional and welcoming environment dedicated to the welfare, lending many times to be included in other domestic spaces, for an idea of habitat increasingly responsive to contemporary needs.

B2540 - B9331 - B2541  
Alizé (page 13)



B2941 - B9334 - B2940  
Forever (page 21)



B1841 - B9304 - B1840  
Khala (page 29)



B2841 - B9319 - B2840  
Land (page 37)



B2440 - B9311 - B2441  
Link (page 45)



B1640 - B9317 - B1641  
Look (page 53)



B1643 - B9320 - B1642  
Look (page 53)



B6240 - B9322 - B6241  
Lulù (page 61)



W4940 - W4980 - W4941  
Plus (page 101)



B8040 - B9339 - B8041  
Road (page 111)



B9324 - B5241 - B5240  
Nordic (page 85)



B3641 - B9327 - B3640  
Positano



B9336 - B3341 - B3340  
Hermitage (page 129)



B3241 - B9326 - B3242  
Portofino (page 137)



W4241 - W4240 - W4281  
Time (page 119)






# OGGETTISTICA

FREE STANDING OBJECTS

SISTEMA DI ALTA PROTEZIONE  
 HIGH PROTECTION SYSTEM  
**30**  
 30 YEARS JAPANESE  
 GARANZIA 30 ANNI

FINITURA GARANTITA 10 ANNI  
**10**  
 FINISHING 10 YEARS WARRANTY

## Porta sapone d'appoggio Standing soap dish holder

 	 	 	 	 
<b>B2540</b> Alizé	<b>B2940</b> Forever	<b>B3340</b> Hermitage	<b>B1840</b> Khala	<b>B2840</b> Land
 	 	 	 	 
<b>B2842</b> Land	<b>B2843</b> Land	<b>B2440</b> Link	<b>B1640</b> Look	<b>B1642</b> Look
 	 	 	 	 
<b>B6240</b> Lulu	<b>B6242</b> Lulu	<b>B5240</b> Nordic	<b>B7040</b> Over	<b>W4940</b> Plus
 	 	 	 	
<b>B3242</b> Portofino	<b>B3640</b> Positano	<b>B8040</b> Road	<b>W4240</b> Time	

**Materiale: Ottone / Cromall® / Acciaio Inox AISI 316 L**  
 Material: Brass / Cromall® / AISI 316 L Inox stainless-steel

**Finiture:**




















































● Cromo Chrome	● HPS gold HPS gold plated	● Ottone antico Antique brass	● Bianco opaco Matt white
● Satinata Satin	● Cromo/Oro Chrome/Gold	● Nero opaco Matt black	● Zirconium Stainless Steel

**Complemento:** ● Vetro acidato naturale  
Natural acid glass

**Complement:** ● Ceramica nera opaca  
Matt black ceramic

● Ceramica bianca opaca  
Matt white ceramic

**Porta bicchiere d'appoggio**  
 Standing glass holder

  <p><b>B2541</b> Alizé</p> 	  <p><b>B2941</b> Forever</p> 	  <p><b>B3341</b> Hermitage</p> 	  <p><b>B1841</b> Khala</p> 	  <p><b>B2841</b> Land</p> 
  <p><b>B2441</b> Link</p> 	  <p><b>B1641</b> Look</p> 	  <p><b>B1643</b> Look</p> 	  <p><b>B6241</b> Lulù</p> 	  <p><b>B5241</b> Nordic</p> 
  <p><b>B5241</b> Nordic</p> 	  <p><b>B7041</b> Over</p> 	  <p><b>W4941</b> Plus</p> 	  <p><b>B3241</b> Portofino</p> 	  <p><b>B3641</b> Positano</p> 
  <p><b>B8041</b> Road</p> 	  <p><b>W4241</b> Time</p> 			

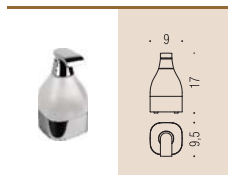
# OGGETTISTICA

FREE STANDING OBJECTS

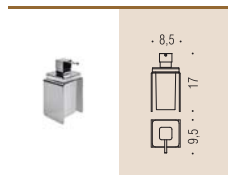


## Spandisapone d'appoggio

Standing soap dispenser



**B9331**  
Alizé



**B9334**  
Forever



**B9336**  
Hermitage



**B9304**  
Khala



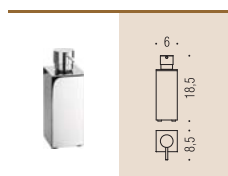
**B9319**  
Land



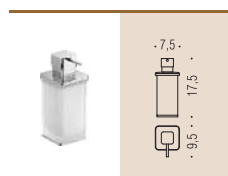
**B9311**  
Link



**B9317**  
Look



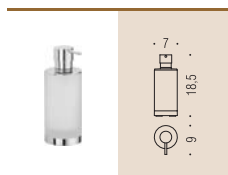
**B9320**  
Look



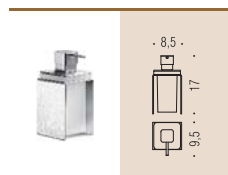
**B9322**  
Lulù



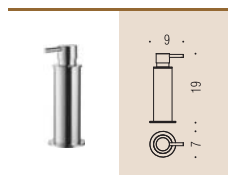
**B9305**  
Melò



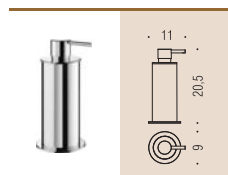
**B9324**  
Nordic



**B9329**  
Over



**W4980**  
Plus



**W4980 XL**  
Plus



**B9326**  
Portofino



**Materiale: Ottone / Cromall® / Acciaio Inox AISI 316 L**  
Material: Brass / Cromall® / AISI 316 L Inox stainless-steel

**Finiture:**  
Finishes:

 <b>Cromo</b> Chrome	 <b>HPS gold</b> HPS gold plated	 <b>Ottone antico</b> Antique brass	 <b>Bianco opaco</b> Matt white
 <b>Satinata</b> Satin	 <b>Cromo/Oro</b> Chrome/Gold	 <b>Nero opaco</b> Matt black	 <b>Zirconium</b> Stainless Steel

**Complemento:**  
Complement:

 <b>Vetro acidato naturale</b> Natural acid glass	 <b>Ceramica nera opaca</b> Matt black ceramic	 <b>Ceramica bianca opaca</b> Matt white ceramic
---	--	--



**B9327**  
Positano




**B9339**  
Road



**W4281**  
Time





# COOL

THE SMART QUALITY

**Gli accessori da bagno della linea “COOL”, realizzati in resina e proposti nelle collezioni Penguy, Sandy, Icy e Dropy, rappresentano la soluzione ideale per arredare con stile e a prezzi contenuti le stanze da bagno moderne, senza rinunciare alla qualità.**

“COOL” product line includes bathroom accessories made of resin and proposed in Penguy, Sandy, Icy and Dropy collections. They are the ideal solution to decorate the modern bathrooms with style at an affordable price, without giving up the quality.

W4406  
W4405  
W4402  
W4401



W4606  
W4605  
W4602  
W4601




W4503  
W4506  
W4502  
W4501  
W4505



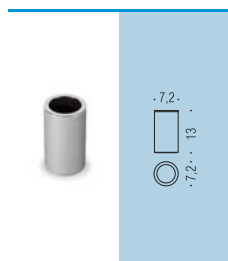
W4706  
W4705  
W4702  
W4701



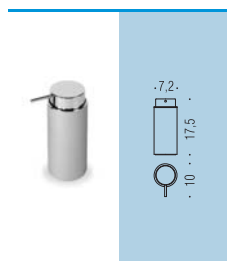
## PENGUY



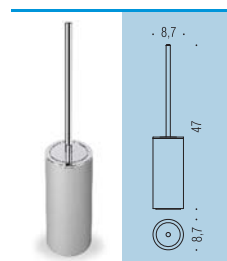
**W4401**  
Porta sapone  
d'appoggio in resina  
Resin standing  
soap dish holder



**W4402**  
Porta bicchiere  
d'appoggio in resina  
Resin standing  
glass holder



**W4405**  
Spandisapone  
(L.0,25) d'appoggio in resina  
con pompetta cromata  
Resin standing soap dispenser  
with chrome pump



**W4406**  
Porta scopino  
d'appoggio in resina  
con manico cromato  
Resin standing brush holder  
with chrome WC stick



## SANDY




**W4601**  
Porta sapone  
d'appoggio in resina e sabbia  
Standing soap dish holder  
in resin and sand



**W4602**  
Porta bicchiere  
d'appoggio in resina e sabbia  
Standing soap dish holder  
in resin and sand




**W4605**  
Spandisapone  
(L.0,30) d'appoggio in resina e  
sabbia con pompetta satinata  
Standing soap dispenser  
in resin and sand  
with satin pump



**W4606**  
Porta scopino  
d'appoggio in resina  
e sabbia con manico satinato  
Standing brush holder  
in resin and sand  
with satin WC stick



## ICY



**W4501**  
Porta sapone  
d'appoggio in resina  
Resin standing  
soap dish holder



Finiture:  
Finishes:



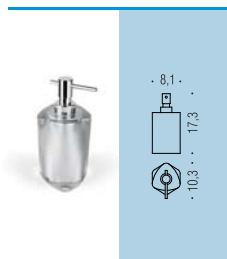
## DROPY



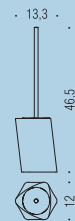
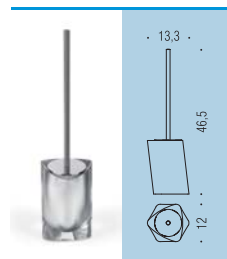
**W4701**  
Porta sapone  
d'appoggio in resina  
Resin standing  
soap dish holder



**W4702**  
Porta bicchiere  
d'appoggio in resina  
Resin standing  
glass holder





**W4705**  
Spandisapone  
(L 0,20) d'appoggio in resina  
con pompetta cromata  
Resin standing soap dispenser  
with chrome pump




**W4706**  
Porta scopino  
d'appoggio in resina  
con manico cromato  
Resin standing brush holder  
with chrome WC stick



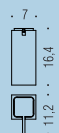
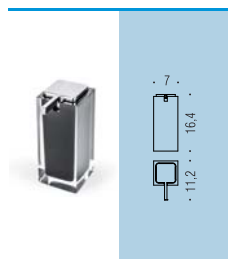
## SLY



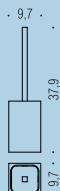
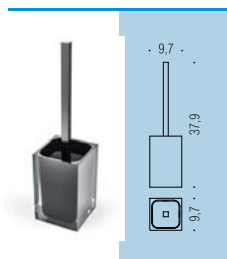
**W4800**  
Appendiabiti  
per termoarredi in ABS  
ABS hanging hook  
for designer radiators



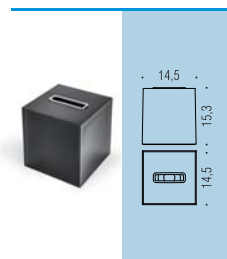
**W4502**  
Porta bicchiere  
d'appoggio in resina  
Resin standing  
glass holder



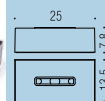
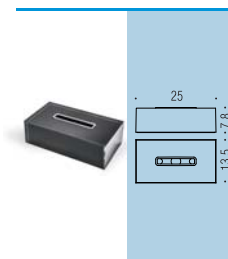
**W4505**  
Spandisapone  
(L 0,20) d'appoggio in resina  
con pompetta cromata  
Resin standing soap dispenser  
with chrome pump



**W4506**  
Porta scopino  
d'appoggio in resina  
Resin standing  
brush holder




**W4504**  
Porta Kleenex  
quadrato in resina  
Resin square tissue  
dispenser



**W4503**  
Porta Kleenex  
rettangolare in resina  
Resin rectangular tissue  
dispenser







# COMPLEMENTI

## COMPLEMENTS

**Elementi di arredo costruiti per durare nel tempo all'interno di questo sempre più importante spazio di relax: una qualità garantita ed un design unico e riconoscibile.**

Pieces of furniture built to last over time inside this increasingly important area of relaxation: a guaranteed quality and a unique and recognizable design.



*B9736 + B9205*



*B9736 - B9737*



*B9967 (FLAT)*



*B9977 (GHOST)*



*B9955 (SIT)*

B9211 - B9210



B9968 - B9962



B9213 - B9212



B9988 (POKER)



B9210



B9733 - B9734

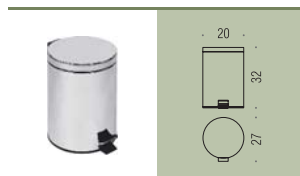


# COMPLEMENTI

COMPLEMENTS



**B9962**  
Poubelle in acciaio inox (L.3)  
Small pedal bin, stainless steel



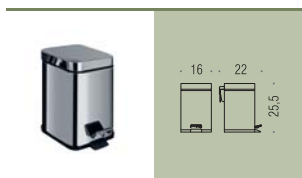
**B9968**  
Poubelle in acciaio inox (L.5)  
Small pedal bin, stainless steel



**B9212**  
Poubelle tonda in acciaio inox  
(L.3) con sistema di chiusura  
ammortizzata  
Small pedal bin, stainless steel  
with amortized closure



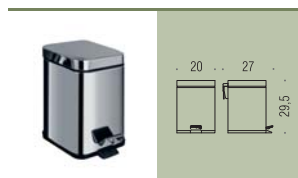
**B9213**  
Poubelle in acciaio inox  
(L.5) con sistema di chiusura  
ammortizzata  
Small pedal bin, stainless steel  
with amortized closure



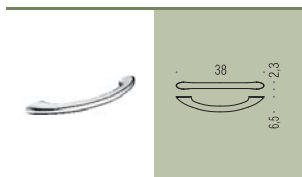
**B9210**  
Poubelle  
in acciaio inox (L.3)  
con sistema di chiusura  
ammortizzata  
Small pedal bin, stainless steel  
with amortized closure



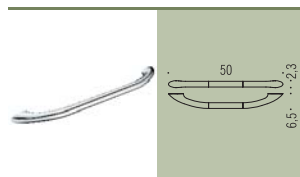
**B9210**  
Poubelle in acciaio inox  
verniciato (L.3) con sistema di chiusura  
ammortizzata  
Small pedal bin, varnished stainless steel  
with amortized closure



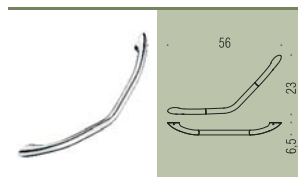
**B9211**  
Poubelle  
in acciaio inox (L.6)  
con sistema di chiusura  
ammortizzata  
Small pedal bin, stainless steel  
with amortized closure



**B9733**  
Maniglione da vasca  
Bath grab-bar  
conforme - it complies with  
UNI 11064:2003



**B9734**  
Maniglione da vasca  
Bath grab-bar  
conforme - it complies with  
UNI 11064:2003



**B9735**  
Maniglione da vasca  
Bath grab-bar  
conforme - it complies with  
UNI 11064:2003

Materiale: Ottone / Cromall® / Acciaio Inox AISI 316 L  
 Material: Brass / Cromall® / AISI 316 L Inox stainless-steel

Finiture:  Cromo  
 Chrome  Bianco opaco  
 Matt white  Trasparente  
 Transparent  
 Finitures:  Satinata  
 Satin  Nero opaco  
 Matt black



**B9955**

**SIT Sgabello.**

Seduta: in ABS bianco.

Struttura: in alluminio verniciato  
 con polvere epossidica grigia

SIT Seat. Seat: white ABS.

Frame: grey epoxy powder coated aluminium



**B9988**

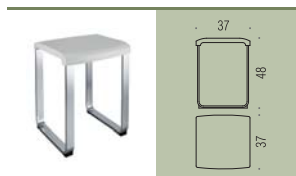
**POKER Sgabello.**

Seduta: in resina termoplastica

Struttura: in acciaio AISI 202 cromato  
 POKER Seat.

Seat: thermoplastic resin

Frame: chrome plated AISI 202 steel



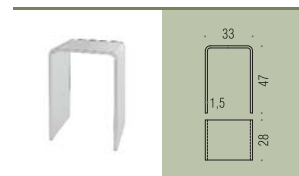
**B9967**

**FLAT Sgabello.**

Seduta: in resina termoplastica

Struttura: in alluminio anodizzato  
 FLAT Seat. Seat: thermoplastic resin

Frame: anodized aluminium



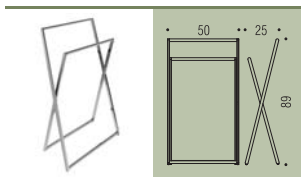
**B9977**

**GHOST Sgabello.**

Seduta e struttura in plexiglass  
 trasparente

GHOST Seat.

Seat and frame in transparent plexiglass

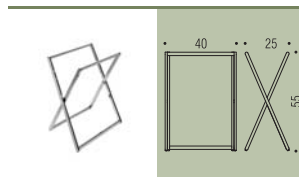


**B9737**

**“Cavalletto”**

porta salviette H.89

Rack H=89cm




**B9736**

**“Cavalletto”**

porta salviette H.55

Rack H=55cm



**B9205**

**Vassoio porta oggetti**

per cavalletto B9736

Struttura in MDF rivestita in ecopelle

Tray for rack B9736.

MDF frame finished in eco-leather.





# Coordinati doccia

Shower complements





# ANGOLARI

## SHOWER BASKETS

**Accessori doccia indispensabili per avere tutti i prodotti a portata di mano. Elementi funzionali e di design, proposti in molteplici forme, dimensioni e finiture per completare gli spazi doccia di ogni tipo, da quelli tradizionali ai più moderni.**

Shower baskets are essentials for having all products at hand. These functional elements with unique design are proposed in different shapes, dimensions and finishes to complete the showers of any style, from the traditional to the modern ones.





B9646



B9647



B9648



B9649



B9631





B9632



B9633





# ANGOLARI


## SHOWER BASKETS

SISTEMA DI ALTA PROTEZIONE  
 HIGH PROTECTION SYSTEM  
**30**  
 30 YEARS WARRANTY  
 GARANZIA 30 ANNI

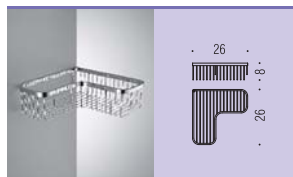
FINITURA GARANTITA 10 ANNI  
 FINISHING 10 YEARS WARRANTY



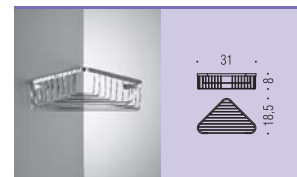
**B9608**  
 Angolare semplice  
 Single corner basket



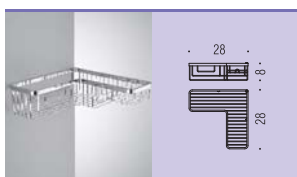
**B9610**  
 Angolare semplice  
 Single corner basket



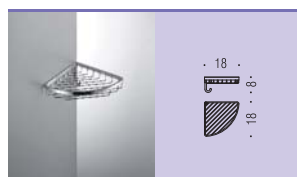
**B9611**  
 Angolare semplice  
 Single corner basket




**B9613**  
 Angolare semplice  
 Single corner basket



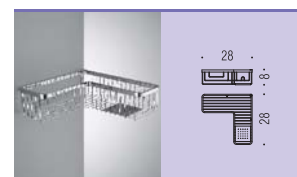
**B9615**  
 Angolare semplice  
 Single corner basket



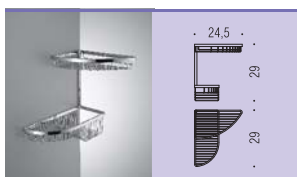
**B9602**  
 Angolare semplice con gancio  
 Single corner basket with hook



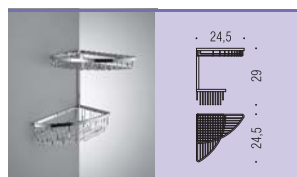
**B9616**  
 Angolare semplice con gancio  
 Single corner basket with hook



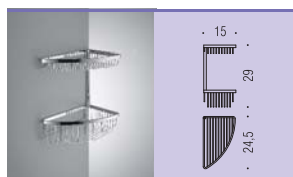
**B9614**  
 Angolare semplice con ripiano in inox  
 Single corner basket with stainless steel shelf



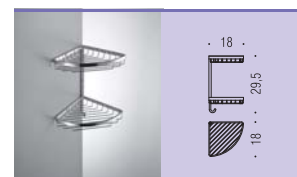
**B9607**  
 Angolare doppio  
 Double corner basket



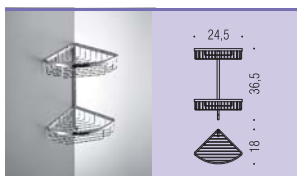
**B9609**  
 Angolare doppio  
 Double corner basket



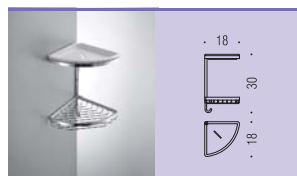
**B9612**  
 Angolare doppio  
 Double corner basket




**B9604**  
 Angolare doppio con gancio  
 Double corner basket with hook



**B9617**  
 Angolare doppio con gancio  
 Double corner basket with hook



**B9601**  
 Angolare doppio con cestino,  
 vaschetta in ceramica e gancio  
 Double corner basket  
 with ceramic bowl and hook



**B9647**  
 Angolare sganciabile per box doccia  
 Removable single corner basket for shower



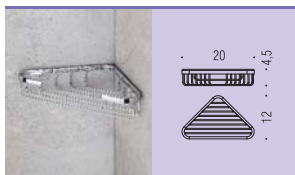
**B9646**  
 Angolare sganciabile per box doccia  
 Removable single corner basket for shower

**Materiale: Ottone / Cromall®**  
Material: Brass / Cromall®

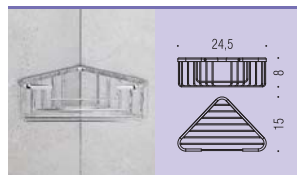
**Finiture:** ● HPS Gold  
HPS gold plated  
● Acciaio  
Stainless-steel

○ Cromo  
Chrome  
● Nero  
Black  
○ Bianco  
White

**Complementi:** ○ Ceramica bianca  
White ceramic



**B2732**  
Angolare semplice  
Single corner basket



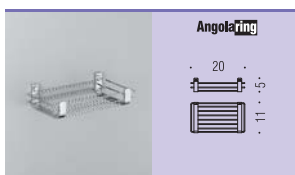
**B2733**  
Angolare semplice  
Single corner basket




**B2734**  
Angolare semplice  
Single corner basket




**B9655**  
Porta oggetti da doccia e vasca  
Basket for shower and bath



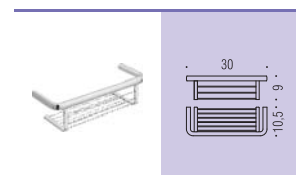
**B9631**  
Porta oggetti da doccia  
e vasca  
Basket for shower and bath




**B9632**  
Porta oggetti da doccia  
e vasca con ripiano inox  
Basket for shower and bath  
with stainless steel shelf



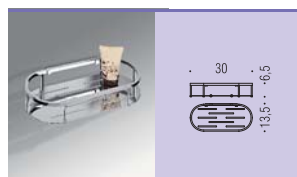
**B9633**  
Porta oggetti da doccia  
e vasca con ripiano inox  
Basket for shower and bath  
with stainless steel shelf



**B6232**  
Porta oggetti da doccia e vasca  
Basket for shower and bath



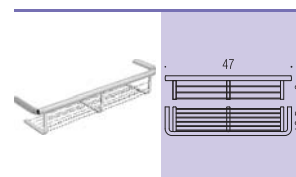
**B9640**  
Angolare sganciabile per box doccia  
Removable single corner basket for shower



**B9641**  
Angolare sganciabile per box doccia  
Removable single corner basket for shower



**B9642**  
Angolare sganciabile per box doccia  
Removable single corner basket for shower



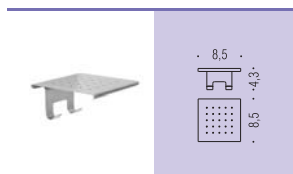
**B6233**  
Porta oggetti da doccia e vasca  
Basket for shower and bath



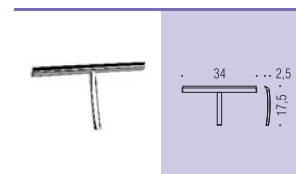
**B9649**  
Angolare sganciabile per box doccia  
Removable single corner basket for shower



**B9648**  
Angolare sganciabile per box doccia  
Removable single corner basket for shower



**B9644**  
Mensola con gancio per tergivetro  
(B9636-B9643)  
Shelf with hook for glass wiper  
(B9636-B9643)



**B9643**  
Tergivetro  
Glass wiper





# CAVALLETTI E SEDILI

## UNIVERSAL RACKS AND SEATS

**Complementi di arredo universali, eleganti ma soprattutto funzionali,  
per una zona doccia full-optional, pratica e comoda.**

Universal, elegant and functional furnishing objects, for a full-optional,  
handy and comfortable shower area.

B9634



B9635



B9710



B9639



B9639 + B9643



B9638 + B9636



B9650 - B9632



B9637

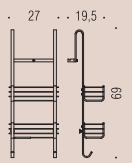


B9645

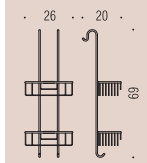
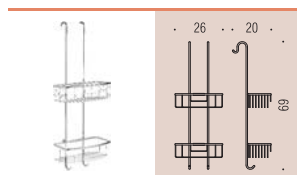


# CAVALLETTI E SEDILI

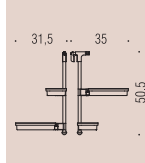
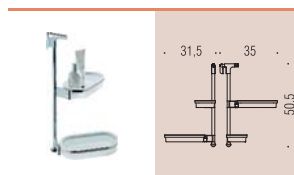
UNIVERSAL RACKS AND SEATS



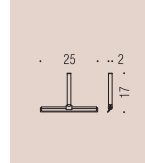
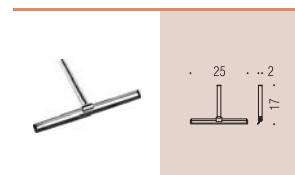
**B9634**  
 “Cavalletto” porta oggetti  
 universale per box doccia  
 Universal rack for shower-box



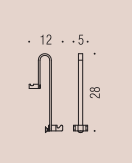
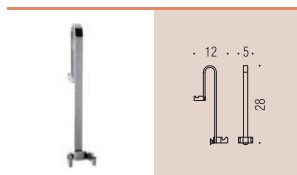
**B9635**  
 “Cavalletto” porta oggetti  
 universale per box doccia  
 Universal rack for shower-box



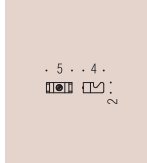
**B9710**  
 Porta oggetti universale  
 GIPSY per box doccia  
 GIPSY universal shelf for shower-box



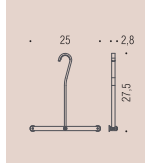
**B9636**  
 Tergivetro “AQUACLEAN”  
 “AQUACLEAN” Glass wiper



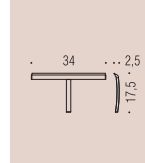
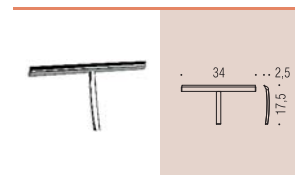
**B9638**  
 Porta tergovetro  
 “AQUACLEAN” da appendere  
 Hanger for “AQUACLEAN” glass wiper



**B9639**  
 Porta tergovetro  
 “AQUACLEAN” a muro  
 Wall mounted hook for “AQUACLEAN”  
 glass wiper



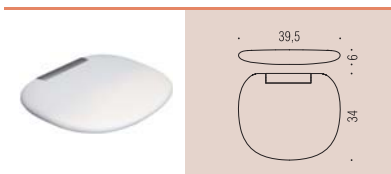
**B9650**  
 Kit di fissaggio per asta doccia  
 Fixing kit for shower bar



**B9643**  
 Tergivetro  
 Glass wiper

**Materiale: Ottone / Cromall®**  
Material: Brass / Cromall®

**Finiture:**  Cromo  Nero  Bianco  
**Finishes:**  Chrome  Black  White



**B9637**

**Sedile doccia ribaltabile in poliuretano integrale, completo di staffa a muro in alluminio**

Tilt-up shower seat in polyurethane, complete with wall aluminium bracket



max  
130 kg



**B9645**

**Sedile doccia ribaltabile con finitura fotoincisa antiscivolo, completo di staffa a muro**

Tilt-up shower seat with antislip finish, complete with wall bracket




max  
160 kg

 GEDY



# Specchi

Mirrors





# SPECCHI INGRANDITORI

## MAGNIFYING MIRRORS

**Da appoggio, da muro, con luce incorporata. Dalla forma squadrata o tondeggiante. Gli specchi ingranditori sono l'alleato prezioso per il make-up di ogni donna e l'accessorio ideale per chi desidera avere una visione più dettagliata del proprio viso.**

The magnifying mirrors are the best partner for womens' make-up and the ideal accessory for everyone aiming to have a more detailed view of their own face. Our line includes wall or standing mirrors, with LED built-in light, in a rounded or squared shape.

B0125



B9751



B9754



B9760



B9966



B9750 - B9755



B9756

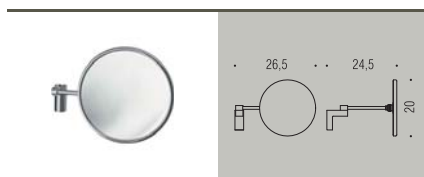


B9752 - B9753

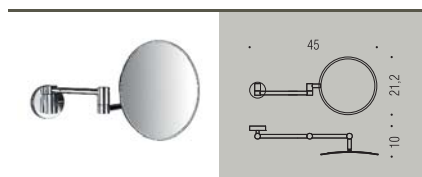


# SPECCHI INGRANDITORI

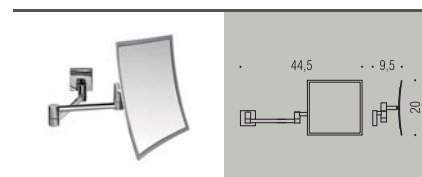
MAGNIFYING MIRRORS



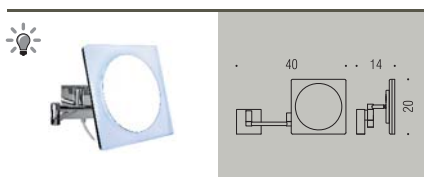
**B0125**  
Specchio ingranditore a muro (3x)  
Wall magnifying mirror (3 times)



**B9759**  
Specchio ingranditore (3,5x) a muro  
Wall magnifying mirror (3,5 times)



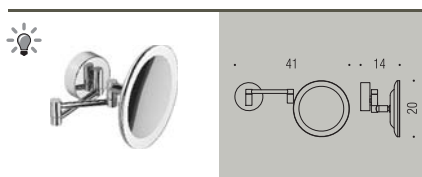
**B9754**  
Specchio ingranditore (3,5x) a muro  
Wall magnifying mirror (3,5 times)



**B9756**  
Specchio ingranditore (3x) a muro con luce  
a LED incorporata  
Wall magnifying mirror (3 times) complete  
with LED built-in light

3W	V <sub>out</sub> 12V DC	230V-50Hz	CE	IP44	□	A
----	----------------------------	-----------	----	------	---	---

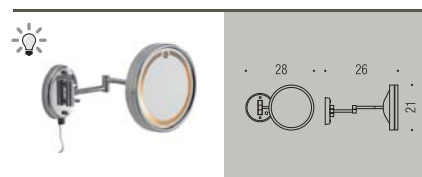
**i** La durata della lampada LED in condizione di normale utilizzo è di minimo 10.000 ore.  
**Attenzione:** gli elementi illuminanti non possono essere sostituiti in caso di rottura o malfunzionamento.  
LED lamp life under normal usage is minimum 10,000 hours.  
Pay attention: in case of breakage or malfunction of the lighting elements they cannot be replaced.



**B9751**  
Specchio ingranditore (3x) a muro con luce  
a LED (220V) incorporata  
Wall magnifying mirror (3 times) complete with  
LED built-in light

3W	V <sub>out</sub> 12V DC	230V-50Hz	CE	IP44	□	A
----	----------------------------	-----------	----	------	---	---

**i** La durata della lampada LED in condizione di normale utilizzo è di minimo 10.000 ore.  
**Attenzione:** gli elementi illuminanti non possono essere sostituiti in caso di rottura o malfunzionamento.  
LED lamp life under normal usage is minimum 10,000 hours.  
Pay attention: in case of breakage or malfunction of the lighting elements they cannot be replaced.

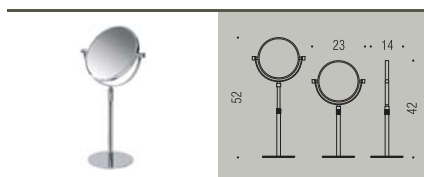


**B9966**  
Specchio ingranditore (2x) a muro con luce  
incorporata (classe II)  
Wall magnifying mirror (2 times) complete with  
built-in light (class II)

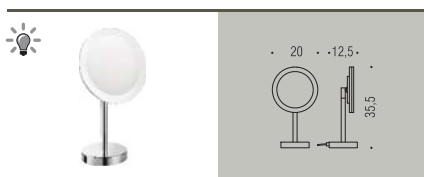
25W MAX	230V-50Hz	E14	CE	IP44	□
------------	-----------	-----	----	------	---

Materiale: Ottone / Cromall®  
Material: Brass / Cromall®

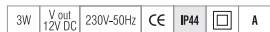
Finiture: ● Cromo  
Finishes: Chrome



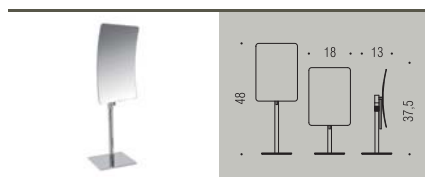
**B9752**  
Specchio ingranditore (3x) d'appoggio  
regolabile in altezza  
Standing magnifying mirror (3 times), adjustable in height



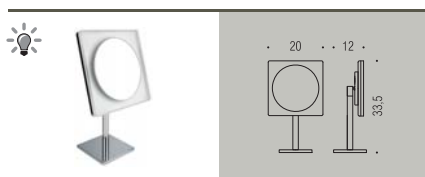
**B9750**  
Specchio ingranditore (3x) da appoggio con luce  
a LED (220V) incorporata  
Standing magnifying mirror (3 times)  
with LED built-in light



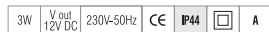
**i** La durata della lampada LED in condizione di normale utilizzo è di minimo 10.000 ore.  
**Attenzione:** gli elementi illuminanti non possono essere sostituiti in caso di rottura o malfunzionamento.  
LED lamp life under normal usage is minimum 10,000 hours.  
Pay attention: in case of breakage or malfunction of the lighting elements they cannot be replaced.




**B9753**  
Specchio ingranditore (3x) d'appoggio  
regolabile in altezza  
Standing magnifying mirror (3 times), adjustable in height



**B9755**  
Specchio ingranditore (3x) da appoggio con  
luce a LED incorporata  
Standing magnifying mirror (3 times) complete  
with LED built-in light



**i** La durata della lampada LED in condizione di normale utilizzo è di minimo 10.000 ore.  
**Attenzione:** gli elementi illuminanti non possono essere sostituiti in caso di rottura o malfunzionamento.  
LED lamp life under normal usage is minimum 10,000 hours.  
Pay attention: in case of breakage or malfunction of the lighting elements they cannot be replaced.



**B9760**  
Specchio ingranditore ANNA  
dimmerabile a LED (3,5x) a muro  
ANNA dimmable wall magnifying mirror with LED  
(3,5 times)





# FASHION MIRRORS


**Specchi nati per dare vita ad un ambiente bagno esclusivo, che unisce praticità e piacere, in modo del tutto naturale e fluido. Le più avanzate soluzioni tecnologiche si abbinano al lusso elegante e sofisticato, trasformando l'ambiente bagno in un luogo quasi sacro che stimola i cinque sensi.**

Mirrors born to give life to an exclusive bathroom, combining convenience and pleasure, in a completely natural and fluid way. The most cutting - edge technological solutions combining with stylish and sophisticated luxury, making the bathroom an almost sacred place stimulating the five senses.

B2044



B2041

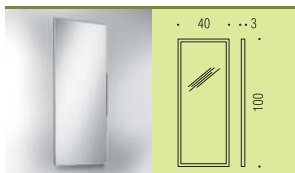




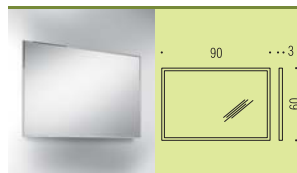
B2065



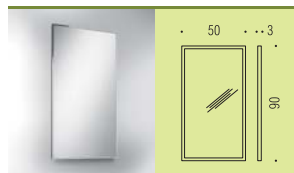
# FASHION MIRRORS




**B2040**  
**FASHION MIRROR**  
 Specchio con cornice  
 in acciaio inox supermirror 6mm  
 Wall mirror, 6 mm. stainless-steel  
 supermirror frame




**B2041**  
**FASHION MIRROR**  
 Specchio con cornice  
 in acciaio inox supermirror 6mm  
 Wall mirror, 6 mm. stainless-steel  
 supermirror frame



**B2043**  
**FASHION MIRROR**  
 Specchio con cornice  
 in acciaio inox supermirror 6mm  
 Wall mirror, 6 mm. stainless-steel  
 supermirror frame




**B2044**  
**FASHION MIRROR**  
 Specchio con cornice  
 in acciaio inox supermirror 6mm  
 Wall mirror, 6 mm. stainless-steel  
 supermirror frame




**B2064**  
**LED MIRROR**  
 Specchio a LED  
 Wall mirror with LED

24,48W	V <sub>out</sub> 12V DC	230V-50Hz	CE	IP44	
--------	----------------------------	-----------	----	------	--




**B2065**  
**LED MIRROR**  
 Specchio a LED  
 Wall mirror with LED


20,16W	V <sub>out</sub> 12V DC	230V-50Hz	CE	IP44	
--------	----------------------------	-----------	----	------	--




**B2006**  
**GALLERY MIRROR**  
 Specchio  
 Mirror



**B2008**  
**GALLERY MIRROR**  
 Specchio  
 Mirror



**B2010**  
**GALLERY MIRROR**  
 Specchio  
 Mirror



**B2011**  
**GALLERY MIRROR**  
 Specchio  
 Mirror


Ogni specchio è predisposto per il cablaggio elettrico  
 Prepared for electrical wiring

Ogni specchio può essere montato orizzontale o verticale - spessore vetro 5 mm  
 Every mirror can be installed both horizontally and/or vertically - glass thickness 5 mm.

Materiale: Ottone / Cromall®  
Material: Brass / Cromall®

Finiture:  Inox Lucido  
Finishes:  Polished Stainless steel

Alluminio  
 Aluminum



**B2045**

**FASHION MIRROR**

Specchio con cornice

in acciaio inox supermirror 6mm

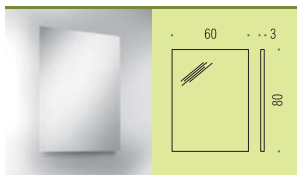
Wall mirror, 6 mm. stainless-steel  
supermirror frame



**Ogni specchio non comprensivo di presa ed interruttore**  
Mirror without socket and switch



**Ogni specchio può essere montato orizzontale o verticale**  
Every mirror can be installed both horizontally and/or vertically




**B2012**

**GALLERY MIRROR**

Specchio

Mirror




**B2013**

**GALLERY MIRROR**

Specchio

Mirror



**B2015**

**GALLERY MIRROR**


Specchio

Mirror



# Contract Comunità

Contract Community



# C O N T R A C T

**Contract è la linea di prodotti Colombo Design pensata per le stanze da bagno di hotel e spazi pubblici. Una selezione di accessori proposti per questi ambienti dove igiene, funzionalità, sicurezza e comodità sono sempre più importanti.**

Contract is Colombo Design product line conceived for the hotel bathrooms and public areas. A selection of accessories suggested for these spaces where hygiene, functionality, safety and comfort are more and more important.



“Ospitalità è semplicemente l’opportunità di mostrare amore e cura.”

“Hospitality is simply an opportunity to show love and care.”







B9979N - B9986N



B9722



B9720 - B9721




B9733 - B9734




B9735




B9983N



B2733



B2732



B2734



B9972



B9961 - B9996



B9961 - B9982



B9960N



B9964 - B9969



B3707  
B2706  
B9706



B9976



B9967 (FLAT)



B9955 (SIT)



B9211 - B9210



B9968 - B9962



B9971 + B9999




B9213 - B9212




B9210




B9998 + B9974



B9994



B9995



B9970



B9981



B9993N



B9973



B0125



B9759



B9760



B9751

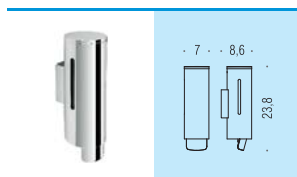


B9754

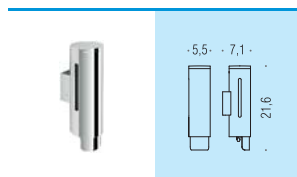


B9756


# CONTRACT



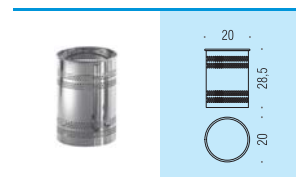
**B9979N**  
Spandisapone (L 0,35)  
Soap dispenser



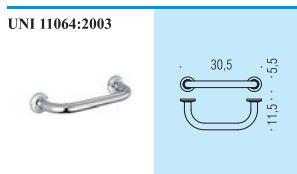
**B9986N**  
Spandisapone (L 0,20)  
Soap dispenser



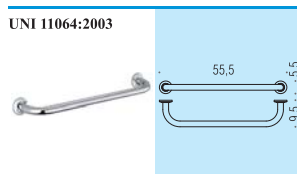
**B9989**  
Spandisapone da incasso (L 0,35)  
Built-in soap dispenser



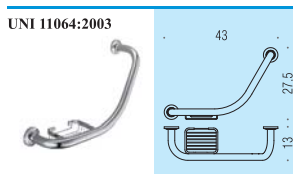
**B9964**  
Cestino gettacarte  
- acciaio inox  
Stainless steel  
paper basket




**B9720**  
Maniglione da vasca  
Bath grab-bar



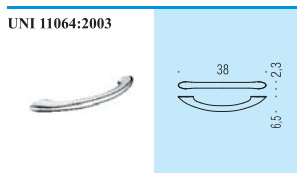
**B9721**  
Maniglione da vasca  
Bath grab-bar



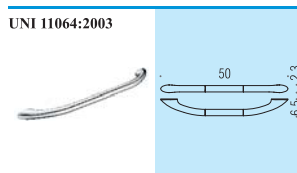
**B9722**  
Maniglione da vasca  
con porta sapone reversibile  
Bath grab-bar with reversible soap shelf



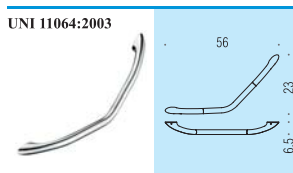
**B9969**  
Cestino gettacarte  
in ABS (L 10)  
ABS paper basket



**B9733**  
Maniglione da vasca  
Bath grab-bar



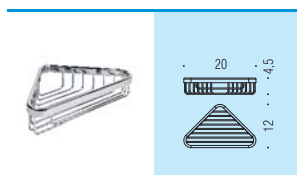
**B9734**  
Maniglione da vasca  
Bath grab-bar



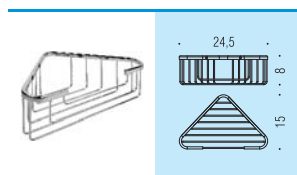
**B9735**  
Maniglione da vasca  
Bath grab-bar



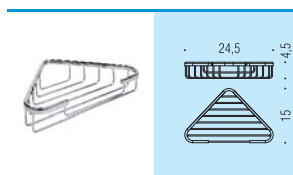
**W4992**  
Porta rotolo  
Paper holder



**B2732**  
Angolare semplice  
Single corner basket



**B2733**  
Angolare semplice  
Single corner basket





**B2734**  
Angolare semplice  
Single corner basket

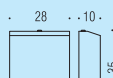


**B2910**  
Poubelle  
in acciaio inox (L 3)  
con sistema di chiusura  
ammortizzata  
Small pedal bin, stainless steel  
with amortized closure

**Finiture:**  **Cromo**  
**Finishes:**  **Acciaio Inox Satinato**  
 Chrome  
 Satin Inox stainless-steel

 **Zirconium**  
**Stainless Steel**  
 **Acciaio Inox Lucido**  
 Polished Inox stainless-steel

 **Bianco opaco**  
**Matt white**  
 **Grigio**  
**Grey**  
 **Nero opaco**  
**Matt black**



**B9960N**

**Distributore di salviette di carta con serratura di sicurezza - acciaio inox**  
 Stainless steel tissue dispenser with safety lock



**B9983N**

**Distributore rotoli carta igienica con serratura di sicurezza - acciaio inox**  
 Stainless steel rollpaper dispenser with safety lock



**B9972**

**Distributore copri-water monouso (200 pz.) con serratura di sicurezza - acciaio inox**  
 WC seat covers (200 pcs) dispenser, with security lock



**B9976**

**Distributore di salviette di carta con serratura di sicurezza - acciaio inox**  
 Stainless steel tissue dispenser with safety lock



**B9961**

**Porta Kleenex in ABS cromato**  
 ABS tissue dispenser



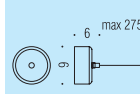
**B9982**

**Porta sacchetti igienici in ABS cromato**  
 ABS dispenser for sanitary bags



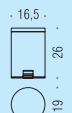
**B9996**

**Porta Kleenex quadrato in ABS cromato**  
 ABS square tissue dispenser



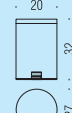
**B9965**

**Filo stendibiancheria riavvolgibile in acciaio inox**  
 Stainless steel retractable cloth line



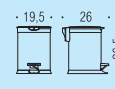
**B9962**

**Poubelle in acciaio inox (L.3)**  
 Small pedal bin, stainless steel



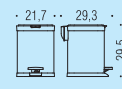
**B9968**

**Poubelle in acciaio inox (L.5)**  
 Small pedal bin, stainless steel



**B9212**

**Poubelle tonda in acciaio inox (L.3) con sistema di chiusura ammortizzata**  
 Small pedal bin, stainless steel with amortized closure



**B9213**

**Poubelle in acciaio inox (L.5) con sistema di chiusura ammortizzata**  
 Small pedal bin, stainless steel with amortized closure



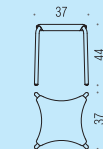
**B9211**

**Poubelle in acciaio inox (L.6) con sistema di chiusura ammortizzata**  
 Small pedal bin, stainless steel with amortized closure



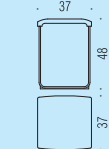
**B9210**

**Poubelle in acciaio inox verniciato (L.3) con sistema di chiusura ammortizzata**  
 Small pedal bin, varnished stainless steel with amortized closure



**B9955**

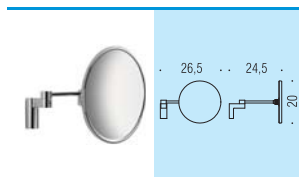
**SIT Sgabello.**  
 Seduta: in ABS bianco.  
 Struttura: in alluminio verniciato con polvere epossidica grigia  
 SIT Seat. Seat: white ABS.  
 Frame: grey epoxy powder coated aluminium



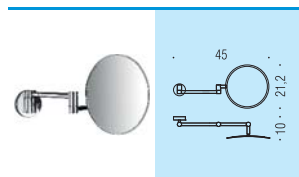
**B9967**

**FLAT Sgabello**  
 Seduta: in resina termoplastica  
 Struttura: in alluminio anodizzato  
 FLAT Seat. Seat: thermoplastic resin  
 Frame: anodized aluminium

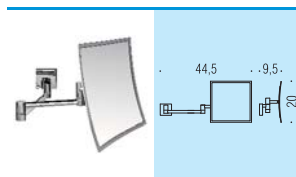
# CONTRACT



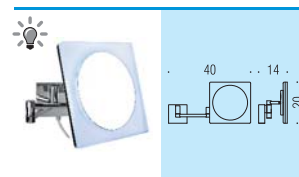
**B0125**  
Specchio ingranditore  
a muro (3x)  
Wall magnifying mirror (3 times)



**B9759**  
Specchio ingranditore  
(3,5x) a muro  
Wall magnifying mirror (3,5 times)

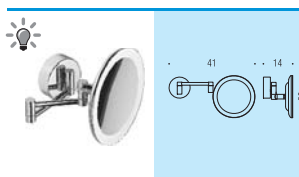


**B9754**  
Specchio ingranditore  
(3,5x) a muro  
Wall magnifying mirror (3,5 times)



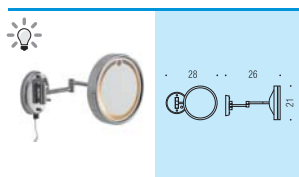
**B9756**  
Specchio ingranditore (3x)  
a muro con luce a LED incorporata  
Wall magnifying mirror (3 times) complete  
with LED built-in light

3W	V <sub>out</sub> 12V DC	230V-50Hz	CE	IP44	<input type="checkbox"/>	A
----	----------------------------	-----------	----	------	--------------------------	---



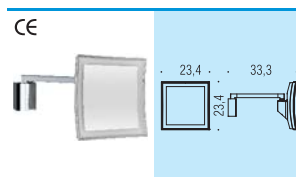
**B9751**  
Specchio ingranditore (3x)  
a muro con luce a LED (220V) incorporata  
Wall magnifying mirror (3 times)  
complete with LED built-in light

3W	V <sub>out</sub> 12V DC	230V-50Hz	CE	IP44	<input type="checkbox"/>	A
----	----------------------------	-----------	----	------	--------------------------	---




**B9966**  
Specchio ingranditore (2x)  
a muro con luce incorporata (classe II)  
Wall magnifying mirror (2 times)  
complete with built-in light (class II)

<input type="checkbox"/>	25W	230V-50Hz	E14	CE	IP44	<input type="checkbox"/>
--------------------------	-----	-----------	-----	----	------	--------------------------



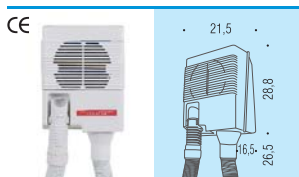
**B9760**  
Specchio ingranditore ANNA  
dimmabile a LED (3,5x) a muro  
ANNA dimmable wall magnifying mirror  
with LED(3,5 times)

IP54	RoHS	8.5A	600 lux	90 Cm	ON/OFF	<input type="checkbox"/>	<input type="checkbox"/>
------	------	------	------------	----------	--------	--------------------------	--------------------------



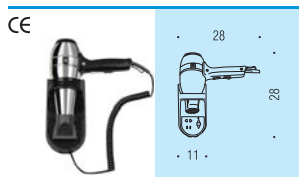
**B9993N** *VAMA*  
Asciugacapelli da parete  
con presa universale per rasoio 110/220V  
Automatic wall hair dryer  
with universal shaver socket 110/220V

900W	220-240V	50-60Hz	<input type="checkbox"/>	IPX1
------	----------	---------	--------------------------	------



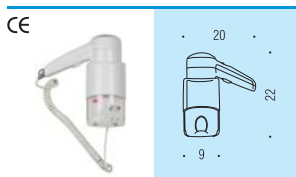
**B9973** *VAMA*  
Asciugacapelli da parete  
con tubo flessibile  
Wall mounted hair dryer with flexible tube

700W	220-240V	50-60Hz	<input type="checkbox"/>
------	----------	---------	--------------------------



**B9994** *VAMA*  
Asciugacapelli da parete  
con presa universale per rasoio 110/220V  
Automatic wall hair dryer with universal  
shaver socket 110/220V

1300W	220-240V	50-60Hz	<input type="checkbox"/>
-------	----------	---------	--------------------------



**B9995** *VAMA*  
Asciugacapelli da parete  
con presa universale per rasoio 110/220V  
Automatic wall hair dryer with universal  
shaver socket 110/220V

1200W	220-240V	50-60Hz	<input type="checkbox"/>
-------	----------	---------	--------------------------



**B9998** *VAMA*  
Asciugacapelli FIT 1000W  
FIT hair dryer, 1000W

1000W	220-240V	50-60Hz	<input type="checkbox"/>
-------	----------	---------	--------------------------



Finiture:  
Finishes:



**Cromo**  
Chrome



**Acciaio Inox Satinato**  
Satin Inox stainless-steel



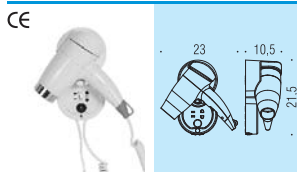
**Bianco**  
White



**Grigio**  
Grey



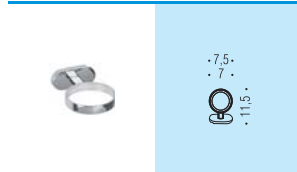
**Nero**  
Black



**B9970 VUOLÀ**

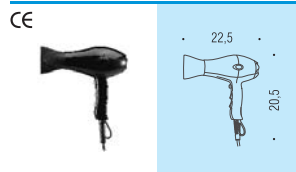
Asciugacapelli da parete  
con presa universale per rasoio 110/220V  
Automatic wall hair dryer  
with universal shaver socket 110/220V

1200W 220-240V 50-60Hz IP21



**B9999 VUOLÀ**

Supporto a muro ad anello  
per FIT  
Wall mounted ring for FIT hair dryer



**B9971 VUOLÀ**

Asciugacapelli  
1800W  
Hair dryer 1800W

1800W 220-240V 50-60Hz



**B9974 VUOLÀ**

Supporto a muro ad anello  
con tasto ON/OFF e funzione  
antiscopaggio per B9971 e B9998  
Wall support for B9971 and B9998 with  
ON/OFF button and anti-shoplifting function



**B9981 VUOLÀ**

Asciugamani elettrico eco-jet  
ad inserimento verticale delle mani.  
Vaschetta di raccolta acqua.  
Doppio filtro antibatterico incluso.  
Resistenza elettrica on/off.  
Electric eco-jet hand dryer with "hands in"  
from above. Water collection bowl and  
double antibacterial filter included.  
On/off electric heater.

1100W 220-240V 50-60Hz IP31



**B9984 VUOLÀ**

Asciugamani  
per elevata affluenza, ad alta velocità  
di asciugatura (15 sec.) e risparmio energetico  
(solo 1100 w). Resistenza elettrica on/off.  
Azione antibatterica integrata e  
certificata: lampada uv + filtro epa.  
Hand dryer for intense use. High drying speed  
(15 seconds) and energy saving (only 1100 W).  
On/off electric heater. Integrated and certified  
antibacterial action: UV lamp + EPA filter.

1100W 220-240V 50-60Hz IP23



**B9637**

Sedile doccia ribaltabile  
in poliuretano integrale,  
completo di staffa a muro in alluminio  
Tilt-up shower seat in polyurethane,  
complete with wall aluminium bracket

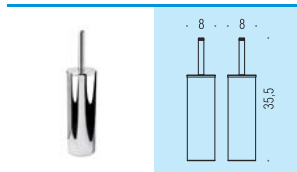
max  
130 kg



**B9645 GEDY**

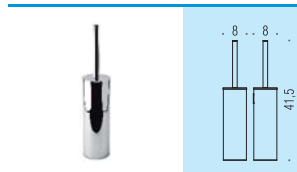
Sedile doccia ribaltabile  
con finitura fotociclica antiscivolo,  
completo di staffa a muro  
Tilt-up shower seat with antislip finish,  
complete with wall bracket

max  
160 kg



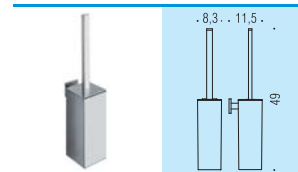
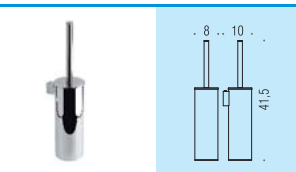
**B2706**

Porta scopino d'appoggio  
Standing brush holder



**B9706**

SMART Porta scopino d'appoggio e/o da parete, con ciuffo di ricambio incluso  
SMART Free standing and/or wall mounted brush holder with spare brush included



**B3707**

Porta scopino da parete  
Wall mounted brush holder



Concept and graphic design  
**Colombo Design**

Printed in Italy  
**01/20**

Colombo Design si riserva di apportare ai propri prodotti ogni modifica estetica e tecnica che a suo insindacabile giudizio ritenga necessaria.

Il presente catalogo è tutelato dalla legge sui diritti di autore. E' quindi proibita ogni riproduzione, totale o anche parziale.

Il listino prezzi può avere frequenze di aggiornamento superiori al catalogo generale, costituisce quindi lo strumento di consultazione più aggiornato.

Le textures ed i colori dei materiali e delle finiture hanno valore indicativo in quanto soggetti alle tolleranze dei processi di stampa.

Le misure indicate sono espresse, se non specificato diversamente, in centimetri.

Colombo Design reserves the right to modify parts of its collection range whenever necessary without previous notice.

This catalogue is protected by the Italian copyright laws. No part of this catalogue may be reproduced in any form or by any means.

The price-list has a printing frequency higher than the general catalogue, therefore it is the most up-dated consulting tool.

The textures and colours of materials and finishes are not binding as they depend on printing colour tolerances.

All measures mentioned herein are stated in centimeters, if not differently specified.



COLOMBO DESIGN S.p.A.  
Via Baecanello, 22  
24030 Terno d'Isola (BG) Italia  
☎ 035.49.49.001  
Fax 035.90.54.44

Export Office  
☎ (+39) 035.90.54.75  
Fax (+39) 035.49.40.257

Internet: <http://www.colombodesign.it>  
e-mail: [info@colombodesign.it](mailto:info@colombodesign.it)

follow us on

